



MSME

सूक्ष्म, लघु एवं मध्यम उद्यम
Micro, Small & Medium Enterprises

STATE INDUSTRIAL PROFILE 2014-15

TAMIL NADU



by

MSME - DEVELOPMENT INSTITUTE
MINISTRY OF MICRO, SMALL AND MEDIUM ENTERPRISES (MSME)
GOVERNMENT OF INDIA

65/1, GST Road, Guindy, Chennai-600032

Tel: 044-22501011-12-13 Fax: 044-22501014

Website: www.msmedl-chennai.gov.in email: dcdl-chennai@dcmsme.gov.in

FOREWORD

MSME-Development Institute (MSME-DI), Chennai has brought out a compendium on ***'State Industrial Profile of Tamil Nadu-204-15'*** a very useful reference material for the aspiring/existing entrepreneurs, Industrial Associations, research scholars on MSMEs etc. The compendium inter alia gives various data/details on MSMEs in the State of Tamil Nadu including fact sheet of Tamil Nadu, General Profile of the State, Economic Profile, performance of major industries sectors, district - wise investment opportunities, identified clusters, various incentives/schemes of Govt. Of India and Govt. Tamil Nadu for MSMEs , performance of major Banks on credit flow to MSE sector etc.

The data/details covered in this compendium has been prepared based on the information available/furnished by the Office of Industries Commissioner and Director of Industries and Commerce Govt. Of Tamil Nadu and Govt. Web sites related to Industry.

I wish to place on record my appreciation to the team work of Economic Investigation Division of this Institute for bringing out this useful guide.

The performance of MSME-DI, Chennai has been improving every year and I wish to thank all our colleagues including Branch MSME-DIs, Field Offices of MSME, Office of Industries Commissioner and Director of Industries and Commerce, Govt. Of Tamil Nadu, District Industries Centres, Industries Associations, Financial Institutions, NGOs, aspiring/existing entrepreneurs and other stake holders for their continued support extend to this Institute for achieving our mission and vision of this Institute.

(S. PANIKKASSERY)
DIRECTOR

CONTENTS

	PAGE NO.
1. MAP OF TAMIL NADU	01
2. TAMIL NADU AT A GLANCE	02
3. GENERAL PROFILE	20
4. ECONOMIC PROFILE	26
5. AGRICULTURE PROFILE	27
6. RESOURCE PROFILE	27
7. INDUSTRIAL PROFILE	29
8. INDUSTRIAL GROWTH RATE	34
9. INDUSTRIAL PROMOTIONAL AGENCIES	38
10. INDUSTRIAL POLICY OF GOVT. OF TAMIL NADU	41
11. INCENTIVES TO MEGA INDUSTRIES	42
12. INFRASTRUCTURE FACILITIES FOR INDUSTRIES	44
13. PERFORMANCE OF MAJOR INDUSTRY SECTORS	49
13.1 AUTOMOBILE	49
13.2 TEXTILE	54
13.3 HANDLOOMS & POWERLOOMS	57
13.4 GARMENTS AND HOSIERY	58
13.5 LEATHER	59
13.6 AGRO BASED INDUSTRIES	60
13.7 CHEMICAL AND PETRO CHEMICAL	60
13.8 ELECTRONICS	61

...contd

13.9	AERO SPACE	64
13.10	RENEWABLE ENERGY	65
13.11	SUGAR	66
13.12	CEMENT	66
13.13	FERTILISER	67
13.14	KHADI AND VILLAGE INDUSTRIES	68
13.15	IT/ITES	68
13.16	HEAVY ENGINEERING	70
13.17	FOOD PROCESSING	71
14.STATE PUBLIC SECTOR UNDERTAKINGS		73
15.MICRO, SMALL AND MEDIUM ENTERPRISES (MSMEs)		74
- TAMIL NADU		
16.	DISTRICT WISE REGISTERED MSMEs IN TAMIL NADU	79
17.	ROLE OF DEPTT. OF MSME GOVT. OF TAMIL NADU	81
18.	GROWTH OF MSMEs IN TAMIL NADU	83
19.	SUBSIDY/INCENTIVES FOR MSMEs	85
20.	INDUSTRIAL ESTATES	88
21.	MSME FACILITATION COUNCIL	89
22.	CREDIT FLOW TO MSME SECTOR IN TAMIL NADU	89
23.	REHABILITATION OF SICK UNITS	92
24.	DISTRICT WISE IDENTIFIED POTENTIAL INDUSTRIAL OPPORTUNITIES	93
25.	ROLE OF MSME-DI CHENNAI	117
26.	CONCLUSION	126

...contd

ANNEXURES:

- I TAMIL NADU DISTRICT-WISE POPULATION**
- II DISTRICT WISE LIST OF BLOCKS IN TAMIL NADU**
- III LIST OF BACKWARD AND MOST BACKWARD BLOCKS IN
TAMIL NADU**
- IV CONTACT DETAILS OF DISTRICT INDUSTREIS CENTRES
IN TAMIL NADU**
- V IMPORTANT CONTACT ADDRESS RELATED TO INDUSTREIS
IN TAMIL NADU**
- VI LIST OF INDUSTRIAL ESTATES IN TAMIL NADU**
- VII CONTACT DETAILS OF MSME-DI CHENNAI**
- VIII CONTACT DETAILS FO DISTRICT NODAL OFFICERS AT
MSME-DI CHENNAI**
- IX LIST OF MAJOR INDUSTRY ASSOCIATIONS IN TAMIL NADU**
- X LIST OF STATE PUBLIC SECTOR UNDERTAKINGS**
- XI CENTRAL PUBLIC SECTOR UNDERTAKINGS (HEAD OFFICE
AND REGIONAL OFFICE)**
- XII MAJOR BUSINESS GROUPS IN TAMIL NADU**
- XIII LIST OF SKILL DEVELOPMENT PROGRAMMES (SDP)
CONDUCTED BY MSME-DI CHENNAI**
- XIV LIST OF HOST INSTITUTIONS APPROVED UNDER
TECHNOLOGY BUSINESS INCUBATORS**
- XV CONTACT DETAILS OF INDUSTRIAL TRAINING INSTITUTES
(IT I) IN TAMIL NADU**
- XVI STATUS OF CLUSTERS UNDER MSE-CDP IN TAMIL NADU**

Tamil Nadu



STATE INDUSTRIAL PROFILE 2014-15 TAMIL NADU

2. TAMIL NADU – AT A GLANCE

DEMOGRAPHIC INFORMATION

Area	Sq.Kms	130058
Population	Nos.	72147030
By Sex		
Male	--	36137975
Female	--	36009055
LITERATES	--	51837507
Male	--	28040491
Female	--	23797016
SCHEDULED POPULATION	CASTE	
	--	14438445
Male	--	7204687
Female	--	7233758
SCHEDULED TRIBE POPULATION	--	794697
Male	--	401068
Female	--	393629
TOTAL WORKERS	--	32884681
Male	--	21434978
Female	--	11449703
MAIN WORKERS	--	27942181
Male	--	18961194
Female	--	8980987
MAIN CULTIVATORS	--	3855375
Male	--	2512165
Female	--	1343210

MAIN AGRICULTURAL LABOURS	Nos	7234101
Male	--	3808523
Female	--	3425578
MAIN HOUSEHOLD INDUSTRIES	--	1119458
Male	--	514637
Female	--	604821
MAIN OTHER WORKERS	--	15733247
Male	--	12125869
Female	--	3607378
MARGINAL WORKERS	No.s	4942500
Male	--	2473784
Female	--	2468716
MARGINAL CULTIVATORS	--	393082
Male	--	220314
Female	--	172768

MARGINAL LABOURS	AGRICULTURAL	--	2372446
Male		--	1034184
Female		--	1338262
MARGINAL INDUSTRIES	HOUSEHOLD	--	245435
Male		--	76495
Female		--	168940
NON WORKERS		--	39262349
Male		--	14702997
Female		--	24559352
◆ Growth Rate of Population		in %	15.61
Density		Sq.Kms	555

	Ref. Year	Unit	Figure
Sex Ratio	For males 1000	--	996
* Birth Rate (per 1000) (SRS)	: 2012	--	15.7
* Rural	: --	--	15.8
* Urban	: --	--	15.6
* Death Rate (per 1000) (SRS)	: --	--	7.4
* Rural	: --	--	8.2
* Urban	: --	--	6.4
* Infant Mortality Rate (per 1000 live Births) (SRS)	: --	--	21
* Rural	: --	--	24
* Urban	: --	--	18
Expectation of life at Birth			
* Male	: 2011-15	Age in Years	68.60
* Female	: 2011-15	Age in Years	71.80

TEMPERATURE

	Unit	Figure
Plains		
□ Maximum	Celsius	34
□ Minimum	--	24
□ Hill Stations		
□ Maximum	Celsius	22
□ Minimum	--	13

RAINFALL

<input type="checkbox"/> Normal	In mm.	921.0
<input type="checkbox"/> Actual	--	743.1

AGRIULTURE

	<i>Unit</i>	<i>Extent</i>
<input type="checkbox"/> Total Cultivated Area	Ha.	5139832
<input type="checkbox"/> Net Area Sown	--	4544240
<input type="checkbox"/> Area Sown more than once	--	595592

Area and Production of Principal Crops 2012-13

Name of the Crops	Area (Ha) (in '000)	Production ('000 Tonnes)	Yield Rate (In Kg/Ha)
1. Paddy (Rice)	1493.28	4050.32	2712
2. Coconut (lakh Nuts)- (Yield rate : nuts/ha.)	424	50.75	11967
3. Groundnut (Dry Pods)	339.36	785.36	2314
4. Sugarcane (Cane) (Yield rate :tonnes / ha.)	348.38	34014.10	98
5. Blackgram	208.62	88.71	425
6. Cholan (Jowar)	210.89	174.97	830
7. Maize	291.05	946.36	3252
8. Greengram	118.61	33.68	284
9. Mango	144.51	1189.27	8230
10. Cotton (bales of 170 Kg. lint each) (Yield rate : terms of lint)	133.21	255.47	326
11. Tapioca	81.03	2769.47	34180
12. Banana	105.78	3909.76	36879

IRRIGATION

Net Area Irrigated	:	Ha	2642700
<input type="checkbox"/> Government Canals	:	--	589949
<input type="checkbox"/> Private Canals	:	--	101
<input type="checkbox"/> Tanks	:	--	420158
<input type="checkbox"/> Tube Wells and others	:	--	420129

<input type="checkbox"/> Open Wells	:	--	1205805
<input type="checkbox"/> Other Sources	:	--	6558
Gross Area Irrigated	:	--	2991459
Area Irrigated more than once	:	--	348759

ANIMAL HUSBANDRY

		<i>Ref. Year</i>	<i>Unit</i>	<i>Figure</i>
Veterinary Institutions				
<input type="checkbox"/> Veterinary Hospitals	:	2012-13	Nos.	139
<input type="checkbox"/> Veterinary Dispensaries	:	--	--	1671
<input type="checkbox"/> Clinician Centres	:	--	--	22
Livestock and Poultry Population				
<input type="checkbox"/> Cow	:	Census 2007	Nos.	11188709
<input type="checkbox"/> Buffaloes	:	--	--	2009002
<input type="checkbox"/> Sheep	:	--	--	7990587
<input type="checkbox"/> Goat	:	--	--	9274584
<input type="checkbox"/> Poultry	:	--	--	130483851

FISHERIES

		<i>Ref. Year</i>	<i>Unit</i>	<i>Figure</i>
<input type="checkbox"/> Length of Coastal Line	:	2012-13	KM	1076
<input type="checkbox"/> Coastal Districts	:	--	Nos.	13
<input type="checkbox"/> Marine Fishing Villages	:	--	--	608
<input type="checkbox"/> Estimated Marine Fish Production	:	--	Tonnes	429641.22
<input type="checkbox"/> Inland Fish Production	:	--	--	189565.02
<input type="checkbox"/> Coastal Blocks	:	--	Nos.	25

FORESTS

		<i>Ref. Year</i>	<i>Unit</i>	<i>Figure</i>
Forest Area	:	2012-13	Sq.Km	22877
<input type="checkbox"/> Reserved Forests	:	--	--	19458
<input type="checkbox"/> Reserved Lands	:	--	--	2152
<input type="checkbox"/> Unclassified Forests	:	--	--	1266
Out-turn of Forest Produce		2012-13	Metric Tonnes	-

<input type="checkbox"/> Teak Wood	:	--	(M ³)	639
<input type="checkbox"/> Firewood	:	--	Metric Tonnes	1240
<input type="checkbox"/> Total Pulpwood (Eucalyptus Hybrid)	:	--	--	1045
<input type="checkbox"/> Sandalwood(Sapwood)	:	--	--	28
<input type="checkbox"/> Sandalwood (Heart Wood)	:	--	--	73
<input type="checkbox"/> Babul Dry	:	--	--	12460
<input type="checkbox"/> Cashew	:	--	--	30
<input type="checkbox"/> Tamarind	:	--	--	57
<input type="checkbox"/> Others if any	:	--	--	19
<input type="checkbox"/> Other Minor Forest Produce (Silk Cotton Pods)	:	--	--	94860

ELECTRICITY

Gross Generation of Electricity	:	2012-13	MUs	74871
<input type="checkbox"/> Hydro	:	--	--	2905
<input type="checkbox"/> Gas+Wind Mill Generation + Solar	:	--	--	1720
<input type="checkbox"/> Thermal	:	--	--	20663
<input type="checkbox"/> Power Purchased (Central+Private)+cpp	:	--	--	49583

		<i>Ref. Year</i>	<i>Unit</i>	<i>Figure</i>
Consumption of Electricity	:	2012-13	MUs	58810
<input type="checkbox"/> Agriculture	:	--	--	10091
<input type="checkbox"/> Industry (Including Traction)	:	--	--	19238
<input type="checkbox"/> Commercial	:	--	--	6851
<input type="checkbox"/> Domestic	:	--	--	18231
<input type="checkbox"/> Public Lighting & Water works	:	--	--	1711
<input type="checkbox"/> Sales of Licenses, Sales to other States	:	--	--	188
<input type="checkbox"/> Miscellaneous	:	--	--	2500

Rural Electrification

		<i>Ref. Year</i>	<i>Unit</i>	<i>Figure</i>
<input type="checkbox"/> Villages Electrified	:	2012-13	Nos.	15979
<input type="checkbox"/> Habitations Electrified	:	--	--	79263

<input type="checkbox"/> Pumpsets Energised	:	--	--	2034389
---	---	----	----	---------

INDUSTRIES

Micro Small Medium Enterprises (MSMEs)

<input type="checkbox"/> Micro Small Medium Enterprises	:	2012-13	Lakhs.	8.50
<input type="checkbox"/> Employment	:	--	--	58.83
<input type="checkbox"/> Investment	:	--	Rs. in Crores	48189.65
<input type="checkbox"/> Value of Production	:	--	--	184454.27
<input type="checkbox"/> Registered Factories	:	31.12.2012	Nos.	39470
<input type="checkbox"/> Working Factories	:	--	--	34133
<input type="checkbox"/> Estimated Workers	:	--	--	1565034
<input type="checkbox"/> Mandays Worked	:	--	--	446835370
<i>Labour</i>				
<input type="checkbox"/> Registered Trade Unions during the year	:	As on 31.12.12	No.	266
<input type="checkbox"/> Strikes	:	--	--	37
<input type="checkbox"/> Mandays Lost	:	--	in Nos.	900010
<input type="checkbox"/> Lockouts	:	--	Nos.	8
<input type="checkbox"/> Mandays Lost	:	--	--	81015

KHADI AND VILLAGE INDUSTRIES 2012-13

(Value Rs. in Lakh)

Khadi and Village Industries	Production	Sales
Khadi Industries		
<input type="checkbox"/> Cotton & Muslin Khadi	4448	10004
<input type="checkbox"/> Woollen Khadi	-	163
<input type="checkbox"/> Silk Khadi	6282	8290
Khadi - Total	10730	18457
Village Industries	161246	226386
Grand Total	171976	244843

MEDICAL AND HEALTH (Govt.)

1. Modern Medicine

		<i>Ref. Year</i>	<i>Unit</i>	<i>Figure</i>
<input type="checkbox"/> Hospitals	:	2012-13	Nos.	330
<input type="checkbox"/> Dispensaries	:	--	--	220
<input type="checkbox"/> Mobile Medical Units	:	--	--	396
<input type="checkbox"/> Primary Health Centres	:	--	--	1773
<input type="checkbox"/> Health Sub Centres	:	--	--	8706
<input type="checkbox"/> Beds Strength	:	--	--	70373
<input type="checkbox"/> Doctors	:	--	--	12979
<input type="checkbox"/> Total Nurses	:	--	--	30501

<input type="checkbox"/> Nurses (DME)	:	--	--	6306
<input type="checkbox"/> Nurses (DMS & RHS)	:	--	--	5185
<input type="checkbox"/> Nurses (ESI)	:	--	--	610
<input type="checkbox"/> Nurses (DPH-Total)	:	--	--	18400
(a). Nurses (PHC)	:	--	--	5849
(b). Community Health Nurses	:	--	--	384
(c). Sector Health Nurses	:	--	--	1610
(d). Village Health Nurses, (Auxiliary and Midwives Nurses)	:	--	--	10557

2. Indian Medicine

		Ref. Year	Unit	Figure
<input type="checkbox"/> Hospitals	:	As on 01.01.2013	Nos.	4
<input type="checkbox"/> Dispensaries and Mobile Medical Units	:	--	--	79
<input type="checkbox"/> Wings attached to Medical College Hospitals, District Head Quarters Hospitals, Taluk and Non Taluk Hospitals	:	--	--	286
<input type="checkbox"/> Wings attached to Primary Health Centres	:	--	--	473
<input type="checkbox"/> Under National Rural Health Mission	:	--	--	418
<input type="checkbox"/> Beds in Hospitals and Dispensaries	:	--	--	1160
<input type="checkbox"/> Doctors-Regular (Sanctioned)	:	--	--	929
<input type="checkbox"/> Doctors- NRHM	:	--	--	418
<input type="checkbox"/> Nurses	:	--	--	94

Homoeopathy

<input type="checkbox"/> Hospitals	:	As on 01.01.2012	Nos.	1
<input type="checkbox"/> Dispensaries and Mobile Medical Units	:	--	--	5
<input type="checkbox"/> Wings attached to Medical College Hospitals, District Head Quarters Hospitals, Taluk and Non-Taluk Hospitals	:	--	--	37
<input type="checkbox"/> Wings attached to PHCs	:	--	--	6
<input type="checkbox"/> Under National Rural Health Mission	:	--	--	57
<input type="checkbox"/> Beds in Hospitals and Dispensaries	:	--	--	50
<input type="checkbox"/> Doctors-Regular (Sanctioned)	:	--	--	59
<input type="checkbox"/> Doctors- NRHM	:	--	--	57
<input type="checkbox"/> Nurses	:	--	--	-

EDUCATION

		<i>Ref. Year</i>	<i>Unit</i>	<i>Figure</i>
Universities	:	2012-13	Nos.	65
Arts and Science Colleges	:	--	--	693
Colleges for Professional Education				
v Medicine (2012-13)				
<input type="checkbox"/> Medical (Govt. only)	:	2012-13	Nos.	20
<input type="checkbox"/> Dental (Govt. only)	:	--	--	1
<input type="checkbox"/> Pharmacy	:	--	--	31
<input type="checkbox"/> Physiotherapy	:	--	--	21
<input type="checkbox"/> Nursing-B.Sc.	:	--	--	145
<input type="checkbox"/> Occupational Therapy	:	--	--	1
<input type="checkbox"/> Indian Medicine Institutions (D.Pharm to B.Pharm & Post Basic B.Sc. (Nursing))	:	--	--	72
<input type="checkbox"/> Engineering and Technology Institutions	:	--	--	553
<input type="checkbox"/> Polytechnic Colleges	:	--	--	479
<input type="checkbox"/> Agriculture	:	--	--	34
<input type="checkbox"/> Veterinary and Fisheries	:	--	--	6
<input type="checkbox"/> Law Colleges	:	--	--	7
<input type="checkbox"/> College of Education	:	--	--	668
<input type="checkbox"/> Schools for Professional Education	:	--	--	662
<input type="checkbox"/> Schools for Special Education	:	--	--	110
<input type="checkbox"/> Institutions for Other Professional Education	:	--	--	1803
<input type="checkbox"/> Schools for General Education	:	--	--	49710
<input type="checkbox"/> Higher Secondary Schools	:	--	--	5741
<input type="checkbox"/> High Schools	:	--	--	6141
<input type="checkbox"/> Middle Schools	:	--	--	8883
<input type="checkbox"/> Primary Schools	:	--	--	28945

ROAD AND TRANSPORT

		<i>Ref. Year</i>	<i>Unit</i>	<i>Figure</i>
1. Road Length				
<input type="checkbox"/> National Highways	:	2012-13	Kilo Metres	4974
<input type="checkbox"/> State Highways	:	--	--	57043
<input type="checkbox"/> Corporation	:	--	--	15172
<input type="checkbox"/> Municipalities Roads	:	--	--	11625
<input type="checkbox"/> Panchayat Union & Village Panchayat Roads	:	--	--	128188
<input type="checkbox"/> Town Panchayat Roads	:	--	--	18221
<input type="checkbox"/> Others (Forest Road)	:	--	--	3348
2. Registered Motor Vehicles				
<input type="checkbox"/> Commercial	:	2012-13	In Lakhs	10.42
<input type="checkbox"/> Non-Commercial	:	--	--	160.49

3. Railways				
<input type="checkbox"/> Route Length	:	2012-13	Kilo Metre	3846
<input type="checkbox"/> Broad Gauge	:	--	--	3323
1. Electrified	:	--	--	1770
2. Non-Electrified	:	--	--	1553
<input type="checkbox"/> Metre Gauge	:	--	--	523
1. Electrified	:	--	--	0
2. Non-Electrified	:	--	--	523
<input type="checkbox"/> Track Length (Incl. Sidings)	:	--	--	6012
<input type="checkbox"/> Broad Gauge	:	--	--	5459
1. Electrified	:	--	--	3452
2. Non-Electrified	:	--	--	2007
<input type="checkbox"/> Metre Gauge	:	--	--	553
1. Electrified	:	--	--	0
2. Non-Electrified	:	--	--	553
<input type="checkbox"/> Railway Stations	:	--	Nos.	536
<input type="checkbox"/> Broad Gauge	:	--	--	465
<input type="checkbox"/> Metre Gauge	:	--	--	71
<input type="checkbox"/> Broad Gauge and Metre Gauge Combined	:	--	--	0
4. Sea Ports	:	--	--	18
<input type="checkbox"/> Major Ports	:	--	--	3
<input type="checkbox"/> Minor Ports	:	--	--	15
5. Air Ports	:	--	--	5

COMMUNICATION

		Ref. Year	Unit	Figure
1. Post and Telegraph				
<input type="checkbox"/> Post Offices doing postal business alone	:	2012-13	Nos.	12061
2. Telephones*				
<input type="checkbox"/> Telephones in Use	:	2012-13	Nos.	2398676
<input type="checkbox"/> Public Call Offices	:	--	--	120760
<input type="checkbox"/> Local	:	--	--	90574
<input type="checkbox"/> STD	:	--	--	29759
<input type="checkbox"/> Highways	:	--	--	427
<input type="checkbox"/> Telephone Exchanges	:	--	--	2330
3. No. of Cellular Phones in use*	:	--	--	9481726
4.No. of WLL Phones in use*	:	--	--	116172
5. Internet Service	:	--	--	1053726

*Chennai Telephones and BSNL in Tamil Nadu Circle Only

CO-OPERATIVE SOCIETIES

<input type="checkbox"/> Primary Agrl. Co-op Credit Societies	:	2012-13	Nos.	4486
<input type="checkbox"/> Primary Co-op Agri. & Rural Dev. Bank	:	--	--	180
<input type="checkbox"/> Co-op Urban Banks	:	--	--	120
<input type="checkbox"/> Employees C.T. & Credit Societies	:	--	--	1740
<input type="checkbox"/> Urban Stores	:	--	--	150
<input type="checkbox"/> Employees Co-op Stores	:	--	--	170
<input type="checkbox"/> Student Stores	:	--	--	2857
<input type="checkbox"/> Student Stores	:	--	--	4486
<input type="checkbox"/> Agrl. Producers Co-op Mktg. Societies				112
<input type="checkbox"/> Other type Co-op Societies				520
Total				10335

REGISTRATIONS

		Ref. Year	Unit	Figure
<input type="checkbox"/> District Registrar Offices	:	2012-13	Nos.	50
<input type="checkbox"/> Receipts (Stamp Duty+ Registration Fees and Other Receipts)	:	--	Rs.in Cr.	7455

COMMERCIAL TAXES

		Ref. Year	Unit	Figure
<input checked="" type="checkbox"/> Registered Dealers	:	2012-13	No. in Lakh	10.87
1. VAT		--	--	6.64
2. CST		--	--	4.23
<input checked="" type="checkbox"/> Assesseees	:	--	--	5.71
1. VAT		--	--	3.29
2. CST		--	--	2.42
<input checked="" type="checkbox"/> Percentage of Assesseees to Dealers	:	--	%	
1. VAT		--	%	50
2. CST		--	%	57
Revenue GST	:	2012-13	Rs. in Cr.	260
<input type="checkbox"/> Value Added Tax (VAT)	:	--	--	41762
<input type="checkbox"/> CST	:	--	--	2904

<input type="checkbox"/> Entertainment Tax	:	--	--	70
<input type="checkbox"/> Entry Tax	:	--	--	2316
<input type="checkbox"/> Luxury Tax	:	--	--	290
<input type="checkbox"/> Others (Betting+TDS+ Enforcement)	:	--	--	281

HOUSING

Residential houses constructed by

	:	Ref. Year	Unit	Figure
Police Housing Corporation Ltd.	:	2012-13	No	1749
Tamil Nadu Housing Board	:	--	--	2908
New Houses Constructed by DRDA	:	--	--	66846

SOCIAL WELFARE

		Ref. Year	Unit	Figure
<input type="checkbox"/> Old age Pensioners	:	2012-13	Nos.	3475664
<input type="checkbox"/> Marriage Assistance Schemes (as Beneficiaries)				
<input type="checkbox"/> Moovalur Ramamirtham Ammaiyar Ninaivu Thirumana Udhavi Thittam	:	--	--	138656
<input type="checkbox"/> EVR Maniammaiya Ninaivu Poor Widow's Daughter & Marriage Assistance Scheme	:	--	--	6883
<input type="checkbox"/> Dr. Dharmambal Ammaiyar Ninaivu Widow Re-Marriage Assistance Scheme	:	--	--	142
<input type="checkbox"/> Annai Therasa Ninaivu Marriage Assistance to Orphan Girls	:	--	--	846
<input type="checkbox"/> Dr.Muthulakshmi Reddy Ninaivu Intercaste Marriage Assistance Scheme	:	--	--	1583

NUTRITIOUS MEAL PROGRAMME CENTRES

		Ref. Year	Unit	Figure
<input type="checkbox"/> P.T.M.G.R. Noon Meal Scheme (Rural & Urban)	:	2012-13	Nos.	43787
<input type="checkbox"/> W.B. I.C.D.S.III Project (C.N.C.)	:	?	?	54439

REVENUE ADMINISTRATION

		Ref. Year	Unit	Figure
<input type="checkbox"/> Revenue Districts	:	2012-13	Nos.	32
<input type="checkbox"/> Revenue Divisions	:	--	--	79
<input type="checkbox"/> Revenue Taluks	:	--	--	254
<input type="checkbox"/> Revenue Firkas	:	--	--	1175
<input type="checkbox"/> Revenue Villages	:	--	--	16671

LOCAL BODIES

		Ref. Year	Unit	Figure
<input type="checkbox"/> Corporations	:	2012-13	Nos.	10
<input type="checkbox"/> Municipalities	:	--	--	125
<input type="checkbox"/> Panchayat Unions	:	--	--	385
<input type="checkbox"/> Town Panchayats	:	--	--	528
<input type="checkbox"/> District Panchayats	:	--	--	31
<input type="checkbox"/> Village Panchayats	:	--	--	12524
<input type="checkbox"/> No. of Hamlets	:	--	--	48452
<input type="checkbox"/> No. of Habitations	:	--	--	79394

COMMUNITY DEVELOPMENT

		Ref. Year	Unit	Figure
<input type="checkbox"/> Covered by SGSY				
<input type="checkbox"/> Total No. of Self Help Groups	:	31.03.2012	Nos. in Lakhs	5.56
<input type="checkbox"/> Total No. of Members	:	--	In Lakhs	85.70
<input type="checkbox"/> Total No. of Rural Self Help Groups	:	--	Nos. in Lakhs	3.72
<input type="checkbox"/> Total No. of Members of Rural SHG	:	--	In Lakhs	57.37
<input type="checkbox"/> Total Savings Rural SHG				
<input type="checkbox"/> Total No. of Urban Self Help Groups	:	--	Nos. in Lakhs	1.84
<input type="checkbox"/> Total No. of Members of Urban SHG	:	--	In Lakhs	28.33
<input type="checkbox"/> Total Savings	:	--	Rs. In Lakhs	3374.60

POLICE

		Ref. Year	Unit	Figure
<input type="checkbox"/> Police				
<input type="checkbox"/> Sanctioned Strength of Police	:	2012	Nos.	95444
<input type="checkbox"/> Police Stations	:	--	--	1324

<input type="checkbox"/> All Women Police Stations	:	--	--	198
<input type="checkbox"/> Police Outposts	:	--	--	36

LEGISLATURE

<input type="checkbox"/> Members of the Legislative Assembly				
<input type="checkbox"/> Elected	:	2011	Nos.	234
<input type="checkbox"/> Nominated (Anglo-Indian Member)	:	--	--	1
<input type="checkbox"/> Members of Parliament (Lok Sabha)	:	2009	--	39
<input type="checkbox"/> Members of Rajya Sabha	:	--	--	18

BANKS AND LIFE INSURANCE

		<i>Ref. Year</i>	<i>Unit</i>	<i>Figure</i>
<input type="checkbox"/> Bank Offices	:	2012-13	Nos.	7830
<input type="checkbox"/> State Bank Group	:	--	--	1119
<input type="checkbox"/> Nationalised Banks	:	--	--	4309
<input type="checkbox"/> Other Scheduled Banks (Commercial)	:	--	--	2024
<input type="checkbox"/> Regional Rural Banks	:	--	--	346
<input type="checkbox"/> Foreign Banks	:	--	--	32
<input type="checkbox"/> Life Insurance Corporation of India in Tamil Nadu				
<input type="checkbox"/> Offices (Branch)	:	2012-13	Nos.	330
<input type="checkbox"/> Policies Issued	:	--	--	2691744
<input type="checkbox"/> Sum Assured	:	--	Rs. in Cr.	35903
<input type="checkbox"/> First Premium Income	:	--	--	1912

INDEX NUMBERS (Upto December 2013)

<input type="checkbox"/> Consumer Price Index for Industrial Workers (Base Year 2001=100):				
<input type="checkbox"/> Chennai	:	(Up to Dec. 2013	Index No.	218
<input type="checkbox"/> Tiruchirappalli	:	--	--	232
<input type="checkbox"/> Madurai	:	--	--	218
<input type="checkbox"/> Coimbatore	:	--	--	217
<input type="checkbox"/> Coonoor	:	--	--	224
<input type="checkbox"/> Salem	:	--	--	216
<input type="checkbox"/> Tamil Nadu	:	--	--	221
<input type="checkbox"/> All India	:	--	--	232
<input type="checkbox"/> Wholesale Price Index Number for all Commodities (1970-	:	Up to Dec. 2013	Index No.	2386.25

71=100)				
□ Consumer Price Index Number for Urban Tamil Nadu (1970-71=100) Composite Index	:	Up to Dec. 2013	--	2956.93
□ Consumer Price Index Number for Rural Tamil Nadu (1970-71=100) Composite Index	:	--	--	3173.34
□ Index Nos. of Industrial Production (Base Year 2004-05 =100)		2012-13	--	153.7
□□□ Index Nos. of Building Construction Cost (Base year 1999-00=100)				
□ Building Material Cost	:	2012-13	Index No.	264.35
□ Labour Cost	:	--	--	406.80
□ Other Charges Cost	:	--	--	298.01
□ Building Cost Index	:	--	--	312.42

STATE INCOME (A.E.)
(Base Year 2004-05) (Rs in Lakh)

		Ref. Year	Unit	Figure
□ Gross State Domestic Product at Current Prices	:	2012-13 (AE)	Rs. in Lakhs	74447419
□ Gross State Domestic Product at Constant Prices	:	--	--	45131312
□ Per capita Income(NSDP)				
□ At Current Price	:	--	In Rupee	98550
□ At Constant Price	:	--	--	59113

STATE FINANCE BUDGET ESTIMATE

		Ref. Year	Unit	Figure
□ Revenue Account				
□ Receipts	:	2013-14 (BE)	Rs. in Lakhs	11857987
◆ Disbursement	:	--	--	11791581
◆ Surplus (+) or Deficit (-)	:	--	--	+66406
□ Capital Account		--	--	
□ Receipts	:	--	--	2943923
□ Disbursement	:	--	--	3189939
□ Surplus (+) or Deficit (-)	:	--	--	-246016
□ Total Transaction (Net)	:	--	--	-179610
□ Receipt on Revenue Account by Principal Heads				
◆ Tax Revenue	:	--	--	10335106
□ Share from Central Taxes	:	--	--	1770139
□ State Own Tax Revenue	:	--	--	8564967

◆ Non-Tax Revenue	:	--	--	
□ State Own Non Tax Revenue	:	--	--	676509
□ Grants in Aid from Central	:	--	--	846371
□ Total Revenue Receipts	:	--	--	11857987
□ Expenditure on Revenue Account by Principal Heads				
◆ Development Expenditure	:	--	--	6715619
□ Social Services	:	--	--	4344956
□ Economic Services	:	--	--	2370663

STATE FINANCE BUDGET ESTIMATE (Contd.)

		Ref. Year	Unit	Figure
◆ Non-Development Expenditure	:	2012-13 (BE)	Rs. in Lakhs	3985880
□ Compensation & Assignments to Local Bodies and Panchayat Raj	:	--	--	1090081
□ Total Revenue Expenditure	:	--	--	11791580

EMPLOYMENT

□ Working of Employment Exchanges				
□ Employment Exchange Offices	:	2012-13	Nos.	37
□ Registration during the year	:	--	--	1589425
□ Placements during the year	:	--	--	28214
□ Nos. on the Live Register	:	--	--	8278618

EMPLOYMENT IN PUBLIC SECTOR

		Ref. Year	Unit	Figure
□ Central Government	:	31.03.2013	Nos.	213878
◆ State Government	:	--	--	554429
□ Central Quasi Government	:	--	--	179661
□ State Quasi Government	:	--	--	321641
□ Local Bodies	:	--	--	172526

SELECTED SOCIO ECONOMIC INDICATORS OF TAMIL NADU AND ALL INDIA

Sl. No.	Economic Indicators	Tamil Nadu	All India
1.	Area ('000' Sq.Kms) (2011 Census)	130	3287

2.	Population (in Crores) (2011 Census(P))	7.21	121.0
	◆ Rural (2011 Census)	3.72	83.30
	◆ Urban (2011 Census)	3.49	37.70
3.	Density (Population per Sq.Kms) (2011 Census)	555	382
	Decadal Growth Rate (2011 Census)	15.61	17.64
4.	Sex Ratio (Females per 1000 Males) (2011 Census)	996	943
5.	Urban Population Percentage (2011 Census)	48.45	31.80
6.	Birth Rate ◆ 2012 (SRS)	15.7	21.6
7.	Death rate ◆ 2012 (SRS)	7.4	7.0
8.	Infant Mortality Rate ◆ 2012 (SRS)	21	42
9.	Literacy Rate - 2011		
	◆ Persons *	80.09	73.0
	◆ Male *	86.77	80.9
	◆ Female *	73.14	65.4
10.	Area under Rice ◆ 2012-13 ('000 Ha)	1493	# 44006
11.	Production of Rice 2012-13 ('000 Tonnes)	4050	#105311
12.	Average Yield of Rice 2012-13 (Kg / Ha.)	2712	# 2390
13.	Total Livestock ◆ 2007 (Census) (in Lakh Nos.)	307	5297
14.	Poultry ◆ 2007 (Census) (in Lakh Nos.)	1305	6487
15.	Production of Milk 2012-13 ('000 Tonnes) (Cow, Buffalo and Goat)	7004	#127904

16.	Production of Eggs 2012-13 (in Cr)	1193	# 6645
17.	No. of Reporting Mines (All Minerals) 2011-12	278	3119
18.	No. of Census Houses (in Crores) 2011 Census	2.31	33.1
19.	No. of Households (in Crores) 2011 Census	1.85	24.7
20.	Budgetary Position 2013-14 (B.E.) (Rs in Cr)		
	Revenue Account		
	Receipts	118580	1255739
	Disbursement	117916	1635577
	Capital Account		
	Receipts	29439	4671384
	Disbursement	31899	4296926
21.	Actual Strength of Police Force 2012 (Civil and Armed)	95444	1674755
22.	No. of Policemen per 100 sq.km. of Area 2012	73.60	52.40
23.	Homes with TV (2012-13) (in millions)	17.3	254.3
24.	Home Viewers (2012-13) (in millions)	58.6	885.1
25.	Marine Products Exports		
	a. Quantity (in Tonnes)		
	2012-13	86585	928215

	b. Value (Rs. in Crores)		
	2012-13	3331.78	18856.26
26.	Coastal Length (Kms)	1076	8041
27.	Per Capita Income at Current Prices (Rs.) NSDP 2012-13 (AE)	98550	68747
28.	Per Capita Income at Constant Prices (Rs.) NSDP 2012-13 (AE)	59113	39143

** Literacy rate is the percentage of literates to total population aged 7 years and above*

Represent 2011 & 2012 data for all india

2007-08 data for All India & @ 2005-06 data for All India

** 2004-05 data for All India & ** 2006(P) data for All India*

3. GENERAL PROFILE

Tamil Nadu is the southern-most State of India. It is located in the Indian peninsula between the Bay of Bengal in the east, the Indian Ocean in the south and the Western Ghats and the Arabian Sea on the west. It is situated between Latitude 8° 5' N and 13° 35' N and between Longitudes 76° 15' E and 80° 20'E. It's the 11th largest state in India with an area of 1, 30,058 sq.km. The bordering states are Kerala to the west, Karnataka to the north west and Andhra Pradesh to the north. To the east is the Bay of Bengal and the state encircles the union territory of Puducherry. The southernmost tip of the Indian Peninsula is Kanyakumari which is the meeting point of the Arabian Sea, the Bay of Bengal, and the Indian Ocean.

The western, southern and the north western parts are hilly and rich in vegetation. The Western Ghats and the Eastern Ghats meet at the Nilgiri hills. The Western Ghats traverse the entire western border with Kerala, effectively blocking much of the rain bearing clouds of the south west monsoon from entering the state. The eastern parts are fertile coastal plains and the northern parts are a mix of hills and plains. The central and the south central regions are arid plains and receive less rainfall than the other regions. Tamil is the State language and Chennai is the capital city of Tamil Nadu

Tamil Nadu has a coastline of about 1,076 kilometres (700 mi) which is the country's second longest coastline. Tamil Nadu falls mostly in a region of low seismic hazard with the exception of the western border areas that lie in a low to moderate hazard zone.

Tamil Nadu has historically been an agricultural state, while its advances in other fields launched the state into competition with other areas. Agriculture is heavily dependent on the river water and monsoon rains. The perennial rivers are Palar, Cheyyar, Ponnaiyar, Kaveri, Meyar, Bhavani, Amaravati, Vaigai, Chittar and Tamaraparani. Non-perennial rivers include the Vellar, Noyyal, Suruli, Siruvani, Gundar, Vaipar, Valparai and Varshali. Tamil Nadu is also the leading producer of kambu, corn, rye, groundnut, oil seeds and sugarcane in India. At present, Tamil Nadu is India's second biggest producer of rice. Tamil Nadu is the home to Dr. M. S. Swaminathan, known as the "father of the Green Revolution" in India. The town of Namakkal is a major poultry hub of India and Erode is one of the major producers of turmeric in India with Tirupur for Textiles

Plantation crops are tea, coffee, cardamom and rubber. Major forest produces are timber, sandalwood, pulp wood and fuel wood. Tamilnadu occupies a premier position in the production and extensive application of bio-fertilizers. Efforts are on to improve farming technologies so as to increase yields in the low rainfall areas of the State.

CLIMATE


Tamil Nadu is heavily dependent on monsoon rains, and thereby is prone to droughts when the monsoons fail. The climate of the state ranges from dry sub-humid to semi-arid. The state has distinct periods of rainfall, which are the advancing monsoon period, South-west monsoon (from June to September) with strong southwest winds, the North-east monsoon (from October to December), with dominant northeast winds, and the Dry season (from January to May). The normal annual rainfall of the state is about 945 mm (37.2 in) of which 48% is through the North East monsoon, and 32% through the South West monsoon. Tamil Nadu is divided into seven agro-climatic

zones: north east, north west, west, southern, high rainfall, high altitude hilly, and Kaveri Delta (the most fertile agricultural zone).

By and large, the average temperature for most parts of the state range between 28 C and 40 C in the summer season and between 18 C and 26 C in the short-lived winter seasons. In the more hilly terrain, the maximum temperature may be as low as 26 C and the minimum temperature may go down to 3 C.

CULTURE AND TRADITION

Tamilnadu has a legacy of ancient tradition and rich cultural heritage. Dance forms like Bharathanatyam and various forms of music, including carnatic music, have flourished here for centuries. Bharatha Natyam, Kuchipudi, Kathakali, and Odissi are some dance forms presented by the very best exponents of the art besides folk dances. At the Natyanjali Dance Festival, the temple city of Chidambaram pays special tribute to Lord Nataraja the 'Cosmic Dancer'.



The awe-inspiring sculptures at the Shore Temple in Mahabalipuram and other similar art forms and sculptors found in the state date as far back as the 7th century AD famous temples, which still stand in all their pristine glory in several parts of this land, speak for themselves of the rich heritage of the Tamil people. Handicrafts include the most intricately carved designs in wood, stone and metal. The exquisitely carved Bronze and Tanjore plates deserve special mention here.

FESTIVALS

Tamil Nadu celebrates both regional and religious festivals with great pomp and grandeur. Most of the them were agrarian in nature while others had mythological significance. The colorful festivals take place in September-October and post harvest months of March-June. Popular regional festivals of the state are Pongal, Saraswathi Pooja, Vinayaka Chathurthi, Music & Dance Festival, Jallikatu Bull Fight and Karthigai Deepam. Chithirai Festival, Mahamagam Festival, Deepavali, Navarathiri and Natyanjali Dance Festival at Chidambaram are the famous Tamil Nadu India festivals celebrated in century old temples of the state.

TOURIST ATTRACTIONS



Tamil Nadu ranks 1st in terms of domestic tourist arrivals and 2nd in foreign tourist arrivals in India. The important tourist destinations in Tamil Nadu are Chennai, Mamallapuram, Poompuhar, Kancheepuram, Kumbakonam, Dharasuram, Chidambaram, Tiruvannamalai, Srirangam, Madurai, Rameswaram, Tirunelveli, Kanniyakumari, Thanjavur, Velankanni, Nagoor, Chithannavasal, Kazhugumalai (monument centres), Courtallam, Hogenakkal, Papanasam, Suruli (water-falls), Ooty (Udhagamandalam), Kodaikanal, Yercaud, Elagiri Kolli Hills (hill stations), Guindy (Chennai), Mudumalai, Anamalai, Mundanthurai, Kalakad (wild life sanctuaries), Vedanthangal and Point Calimere (bird sanctuaries), Arignar Anna Zoological Park, near Chennai.

LANGUAGE

The Official languages spoken in the state is Tamil. Other language spoken include Telugu, Malayalam, Hindi, English and other Indian languages being spoken in the state..

ADMINISTRATIVE UNITS:

In Tami Nadu there are 32 districts, 215 sub-districts, 1097 towns and 15,979 Villages as per Census 2011. The corresponding figures for 2001 were 30 districts, 201 Sub-districts, 832 Towns and 16,317 Villages. There is an increase of 2 Districts, 14 Sub-districts and 265 Towns (All Census Towns). In respect of villages the number has come down from 16,317 to 15,979.

POPULATION:

As per Census 2011, the total population of Tamil Nadu is 72.14 million. Of this, the rural population is 37.2 million and the urban population is 34.9 million. Villupuram Distt. has the largest rural population of 2.9 million (7.9% of the State's rural population) whereas Chennai has the highest urban population of 4.6 million (13.3% of State's urban population). The District wise population is given in Annexure.

The total Scheduled Caste population is 14.4 million. Of this, 9.5 million are in rural areas and 4.9 million in urban areas. The total Scheduled Tribe population is 7.9 lakhs. Of this, 6.6 lakhs in rural areas and 1.3 lakhs in urban areas.

LITERACY

The Effective Literacy Rate in Tamil Nadu works out to 80.1 % (Rural: 73.5 %; Urban: 87.0 %). There has been an increase of 6.6 % in the effective literacy rate (7.3 % in rural areas and 4.5 % in urban areas) during the last decade.

WORKERS

As per Census 2011, the total number of workers (who have worked for at least one day during the reference year) in Tamil Nadu, is 32.9 million. Of this, 21.4 million workers are males and 11.4 million are females. Out of the increase of 5 million workers during the decade 2001-2011, male workers have accounted for 3.3 million and female workers 1.7 million.

The workers have registered a growth of 17.9 %, which is marginally higher than the overall population growth rate of 15.6 % during the decade. The male workers have grown by 18.4 % and female workers by 17.1 %. 18.9 million workers are in the rural areas and 14.0 million are in the urban areas. The male workers in rural and urban areas are 11.2 and 10.2 million respectively. The female workers in rural and urban areas are 7.6 and 3.8 million respectively.

Categories of economic activities of the workers

- a. The broad categories of economic activities, also known as four-fold classification of the workers are, Cultivators (CL), Agricultural Labourers (AL), working in Household Industries (HHI) and Other Workers (OW). The cultivators and agricultural labourers broadly show the workers engaged in the agricultural sector, except those engaged in plantation activities, which, over the Censuses, have been considered as a part of 'other workers'.

- b. In Census 2011, out of 32.9 million total workers, 4.25 million are cultivators and another 9.6 million are agricultural labourers. Thus, nearly 42.1% of the workers are engaged in agricultural activities compared to 49.3% in Census 2001. More than half of female (54.9%) are engaged in Agricultural activities where as one-in-three male (35.3%) are engaged in this sector. Of the remaining workers, 1.4 million are in household industries and 17.7 million are other workers.
- c. During the decade 2001-11, the Census results show a fall of about 8.7 lakhs in cultivators and an increase of about 9.7 lakhs in agricultural labourers. The household industries also has shown a decrease of 1.4 lakhs and other workers have increased by nearly 5 million.
- d. In Census 2011, the number of male cultivators decreased to 2.7 million from 3.3 million in Census 2001. Among the females, the number of cultivators has reduced to 1.52 million in Census 2011 from 1.85 million in Census 2001.
- e. Among the Districts, Villupuram has reported the highest number in Cultivators and Agricultural Labourers with 3.7 lakhs and 8.3 lakhs respectively, where in Household industry category, Tirunelveli reports highest with 2.4 lakhs and Chennai with 1.8 million Population stands highest in other workers category.

HILLS

The Western Ghats averaging 3000 to 8000 feet height run along the western part with the hill group of the Nilgiris and Anaimalai on either side of it. Palani Hills, Varushanad and Andipatti ranges are the major off-shoots of the Ghat. The other prominent hill group comprises the Javadir, the Shevaroy, the Kalrayan and the Pachaimalai. These ranges continue south of the river Cauvery.

A plateau is found between these hills and the Western Ghats with an average elevation of 1000 feet rising westward. The highest peak of Doddabetta in the Nilgiris is 8650 feet above sea level. The characteristic feature of the hills of Tamilnadu is that they have flatfish surface at the height. In general the summits are higher than those of Mysore Plateau area. A detailed description of the hill ranges in the State is given below.

a. EASTERN GHATS

With an average elevation of 2000 feet, the Eastern ghats beginning in Orissa State run through all the districts lying between Ganjam and The Nilgiris plateau. No river of any great importance runs from these ranges.

b. WESTERN GHATS

The Western Ghats are 1000 Miles in length and run southward and terminate at Cape Comorin, the southern most extremity. They are joined by the Eastern Ghat and at the point of junction, from the high plateau of The Nilgiris. Near Coimbatore district the range is interrupted by the Palghat Gap. The south of the gap is known as Anaimalais (Elephant Hill) and the east as Palanis. The river Cauvery, Vaigai and Tamiraparani originate from the Anaimalai ranges.

c. SHEVAROY HILLS

The range is in Salem District with an area of 150 Square miles. The Vanniar Stream divided the range and the western portion consists of three plateaus of which

Pachaimalai (Green Hills) is the largest. Hardly any forest of importance is found in the range.

d. **PALANI HILLS**

Palani Hills measuring 54 miles in length and the 15 miles in width and occupying an area of 800 Square miles is found in Dindigsul District. The hills' health resort Kodaikanal is 7200 feet above sea level. The ranges are steep in the south and slope more gradually down the plains in the north. Teak and blackwood are found in the higher level forests, while coffee is cultivated in the lower palani.

e. **ANAIMALAI**

The range covering 80 to 100 Square miles consists of a plateau 7000 feet above sea level, with peaks of over 8000 feet. The Anaimalai peak of 8837 feet height is the highest point in South India. Coffee is grown on a considerable area on the lower ranges. The forest contains a teak belt and elephants are found in abundance.

FINANCIAL SERVICES

Chennai is the financial capital of South India. The trade and industries in the city has spurred the growth of the financial sector in the city. The city has a strong financial system, served by All India financial institutions like ICICI, IDBI, IFCI, Commercial Banks such as the State Bank of India, Indian Overseas Bank, Indian Bank, Co-operative Banks and Non-banking financial companies such as chit funds and indigenous financiers. Foreign banks such as Citi Bank, Hongkong Bank, ABN-Amro Bank, Bank of Tokyo-Mitsubishi, Bank of America, etc., have also established offices in Chennai. With the capitalization of the Chennai Stock Exchange (MSE) growing strong, the financial services sector offers tremendous opportunities.

HUMAN RESOURCE DEVELOPMENT

Tamilnadu can be justly proud of its valuable wealth of human resources. The manpower of the state is marked for its diverse skills, professional expertise and its ability to communicate in several local languages as well as English. The industrial climate in the state is peaceful, with people's attitudes to work being positive and competent.

EDUCATION

- Highest number of technical universities in the country
- Over a million engineers and graduates are added to the State's talent pool every year from over 1900 colleges
- High quality human resource for all focus sectors –mechanical, electrical & electronics, computers and communication, civil, chemical, biotechnology domains
- More than 2000 foreign students enrolled each year in various proficiencies in the State
- State Government has set up world class institutions as Centres of Excellence (CoE) in the following domains:
 - I. Automotive
 - II. Solar and clean technology
 - III. Agricultural practices

- IV. Water conservation
- V. Construction Aerospace
- VI. Basic sciences
- VII. Nano technology
- VIII. GoTN is setting up an innovation fund that rewards students, academic institutions and others engaged in R&D

➤ Tamil Nadu is home to some of the best educational institutes in India

- I. Indian Institute of Technology
- II. Chennai, National Institute of Technology
- III. Trichy, Anna University,
- IV. VIT University,
- V. PSG College of Technology etc

TOURISM

- Tamil Nadu ranks 1st in terms of domestic tourist arrivals and 2nd in foreign tourist arrivals in India
- 244 million domestic tourists and 3.9 million foreign tourists visited Tamil Nadu in 2013, indicating a CAGR of over 20% from 2007
- Chennai, Madurai, Kodaikanal, Rameswaram, Kanniyakumari, Tiruchendur and Tiruvannamalai account for 50% of the total tourist arrivals
- Tourism anticipated to grow at a robust pace due to the emergence of the region as a key business and cultural hub
- Investment of USD 1.7 billion planned to promote growth of tourism and hospitality sectors
- Chennai has emerged among the “Top 5 Global Cities to Visit”, as per a recent report by New York Times, Rough Guides and Lonely Planet.

Country-wise break-up of international tourists in Tamil Nadu

MALAYSI	22%
SRILANKA	19%
USA	15%
U.K	13%
SINGAPORE	7%
AUSTRALIA	2%
OTHERS	22%

4. ECONOMIC PROFILE

GSDP

Over a span of 10 years, the industrial GSDP in the State increased from Rs.45,066 crore in 2004-05 to Rs.90,664 crore in 2013-14 (at 2004-05 prices) registering a Compound Annual Growth Rate (CAGR) of 8.08 per cent. Moreover, the growth rate of industrial GSDP during the period of 2005-06 and 2013-14 had been much oscillating from year to year. It ranged between the highest growth rate of 28.66 per cent in 2009-10 and the lowest of 0.60 per cent in 2007-08. Negative growth rates of 1.33 per cent and 1.17 per cent during 2008-09 and 2012-13 respectively were also noticed.

Growth Rate of GSDP

(% Growth at constant prices)

S.No	State	2007-08	2008-09	2009-10	2010-11	2011-12	2012-13
1	Tamil Nadu	6.13	4.89	10.36	9.83	7.37	4.61
2	Andhra Pradesh	12.02	6.88	4.53	9.66	7.82	NA
3	Karnataka	12.60	7.11	1.29	9.66	5.50	5.95
4	Kerala	8.77	5.56	9.17	8.05	9.51	NA
5	Gujarat	11.00	6.78	11.25	10.00	8.53	NA
6	Maharashtra	11.26	2.58	9.17	11.34	8.54	NA
	All India	9.32	6.72	8.59	9.32	6.21	4.96

Source: NITI Ayog

Per Capita NSDP at current prices

(Rupees)

State	2007-08	2008-09	2009-10	2010-11	2011-12	2012-13
Tamil Nadu	47606	54137	64336	75449	84496	94720
Andhra Pradesh	39727	46345	51114	60703	68970	NA
Karnataka	42419	48084	51386	61073	69051	78049
Kerala	45700	53046	60226	69465	80924	NA
Gujarat	50016	55068	64097	78802	89668	NA
Maharashtra	57760	62234	71300	87686	101314	NA
All India	35825	40775	46249	54151	61564	68747

Source: NITI Ayog

Tamil Nadu- Sectoral Real Growth Rates of GSDP

(In percentage)

Sector	2007-08	2008-09	2009-10	2010-11	2011-12	2012-13
Agr and Allied	-4.41	-2.29	6.14	4.54	7.08	1.14
Industry	3.86	-2.06	20.93	9.16	6.12	5.12
Services	9.33	9.62	6.14	10.96	8.05	4.82
Overall	6.13	4.89	10.36	9.83	7.37	4.61

Source: NITI Ayog

In tune with varying growth performance, the share of industrial income to overall GSDP increased from 20.58 per cent during 2004-05, then declined to 18.81 per cent during 2008-09 and again increased to 21.19 per cent in during 2013-14. The State Govt. is taking all out efforts for a vibrant and sustained high growth in the industrial sector.

Tamil Nadu is the second largest economy in India with a GSDP of US\$150 billion in 2014–15 when it grew at 14.34%. Per capita GDP of Tamil Nadu was \$1,622 in the year 2010–11, the sixth highest in India. As the most industrialized state of India, Tamil Nadu is also the most urbanized, accounting for 9.6% of the urban population while only comprising 6% of India's total population according to the 2011 census.

Services contributes to 45% of the economic activity in the state, followed by manufacturing at 34% and agriculture at 21%. Tamil Nadu has a wide network substantial industrial parks and estates offering developed plots with supporting infrastructure.

5. AGRICULTURE PROFILE

Tamil Nadu has historically been an agricultural state, while its advances in other fields launched the state into competition with other areas. Agriculture is heavily dependent on the river water and monsoon rains. Tamilnadu is gifted with 33 river basins, the largest one's being, Cauvery, Pennaiaru, Vaigai and Tamaraparani. Rice and various pulses are grown extensively here. The annual foodgrain production exceeds 10 million tonnes, with rice alone contributing average 8 million tonnes. The main cash crops grown in the state are sugarcane, tobacco, chillies, and cotton, giving rich scope for the growth and development of the sugar, alcohol-based and textile industries. Other state- sponsored schemes include the large-scale cultivation of spices and oil seeds particularly groundnut, seasmum, castor and coconut. Sunflower has become increasingly popular in recent times. The diverse Agro-ecological conditions also make this land ideal for growing fruits and vegetables. The state ranks first in the yield of mangoes and fourth in bananas and grapes.

Tamilnadu has six diverse Agro-climate conditions and it grows partially every type of fruit or vegetable. Of late, a number of hi-tech horticulture projects are mushrooming in different parts of Tamilnadu. Rich resource endowments base offers vast vistas of opportunities for setting up of food processing industries to produce value added products.

The principal crops are rice, cholam, cumbu, ragi, millets, blak gram, red gram, green gram, Bengal gram, horse gram, groundnut, ginelly coconut, banana, cotton, sugarcane.

6. RESOURCES ROFILE

Minerals

Minerals like limestone, lignite, granite, clay, gypsum, feldspar and graphite found abundantly in Tamilnadu. Besides these, small quantities of gold, copper, magnesite, kaolin, bauxite, asbestos, etc. are also found here. Many industrial units have been set up for optimum utilisation of these mineral resources.

Marine resources

Tamilnadu has year round conducive fishery and farming. The state has a fairly stable presence in this sector with skilled labour, registered exporters of marine product and cold storages. Investment opportunities in this sector include, shrimp farming and processing, crab culture, seaweed culture, etc., in addition to opportunities in infrastructure like air freight services, cold storage facilities, freezing plant, etc.

EXPORTS:

Tamil Nadu is a major exporter of a variety of manufactured goods like automobiles, auto components, Engineering goods, Textiles and Garments, Leather products, Electronic Hardware, Chemicals, etc., apart from Software and Support services. Tamil Nadu's exports stood at a value of Rs.1,80,179 crore during 2012-2013. Tamil Nadu is primarily export oriented with high export intensity. About of one third of industrial output is currently exported. The major exports are

- TEA
- COFFEE
- AGRICULTURAL AND PROCESSED FOODS
- TOBACCO
- CASHEW
- SPICES
- MARINE PRODUCTS
- SPORTS GOODS
- ORES AND MINERALS
- FINISHED LEATHER AND LEATHER GOODS
- DRUGS, PHARMA, FINE CHEMICALS AND COSMETICS
- CHEMICALS AND ALLIED PRODUCTS
- JEMS AND JEWELLERY
- PLASTIC AND LINOLEUM PRODUCTS
- ENGINEERING GOODS
- COMPUTER SOFTWARE AND ELECT. GOODS
- TEXTILE AND READY MADE GARMENTS
- SILK
- COIR
- CARPETS AND HANDICRAFTS
- AUTO COMPONENTS

7. INDUSTRIAL PROFILE

Traditionally, Tamil Nadu has been in the vanguard of industrialization among the Indian States. The State has had a strong presence in textiles, engineering, automobile production and auto components manufacture and recently in Information and Bio Technology sectors. Tamil Nadu has always been a safe haven for the investors owing to a favourable business climate, excellent infrastructure for trade and investment, outstanding law and order maintenance, peaceful industrial relations and healthy socio-economic reforms.

Tamil Nadu is now ranked:

- ✓ First in the number of factories
- ✓ First in the number of workers employed in the factories sector
- ✓ Third in Gross Industrial Output and
- ✓ Third in Net Value Addition

More than 3000 foreign JVs and 100% foreign subsidiaries including Ford, Hyundai, Saint Gobain, Nokia, Motorola, Dell, Renault-Nissan, and Daimler, in addition to major local manufacturers like Ashok Leyland, TVS group, Titan, Murugappa group, cement companies etc., have manufacturing bases in Tamil Nadu with a Foreign Direct Investment (FDI) of over \$ 10.0 billion. Tamil Nadu is increasingly becoming the choice of destination for foreign investors, which provides them with a global reach. Ranked among the top three Indian States in terms of Purchasing Power Parity (PPP), Tamil Nadu is a dream come true for all those looking for a rich cultural heritage, a highly productive work force, excellent infrastructure and cost-effective operations. Each of these facts is substantiated by an enviable track record

WHY TAMIL NADU

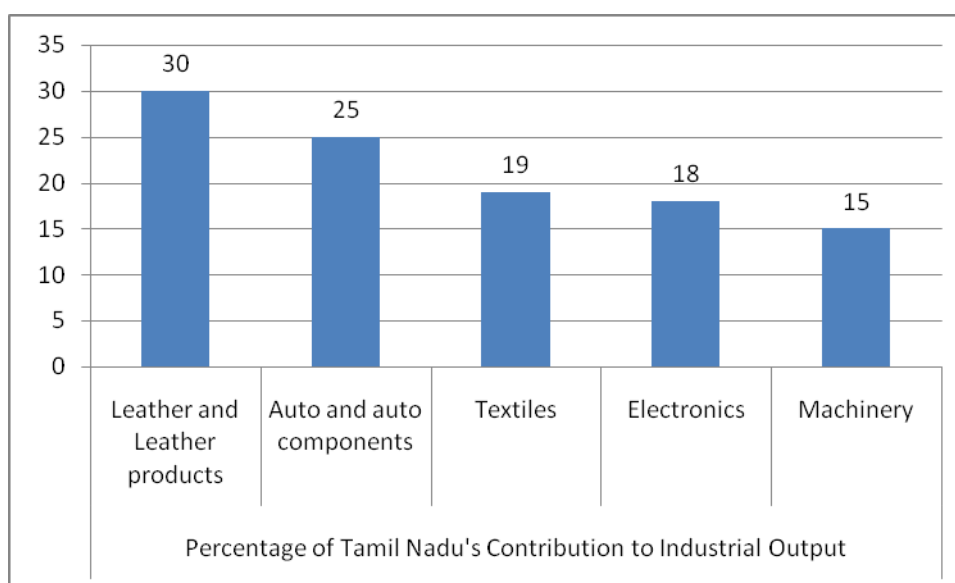
- Tamil Nadu is well connected to the major cities of the world both by air and sea routes
- Only State in India with 4 international airports offering direct connectivity to over 20 countries
- Second longest coast line (1076 km) in India, with 4 major ports connecting the State with trade centres across the world
- Excellent road connectivity – nearly 200,000 km of road network and 60,000km maintained by National and State highways department
- Largest telecom bandwidth and highest teledensity in India with 14.8Tbps, 3 submarine cables and 8.4% of total subscriber base in India
- As of 2014-15, Tamil Nadu has an installed capacity of over 20,000 MW. The State will be power surplus by 2016
- Railway network of about 6,700 km and 690 railway stations providing freight and passenger connectivity from major urban/rural nodes with the country
- Only State in India with 4 International airports handling more than 13.5 million passengers yearly
- With a combined cargo handling capacity of over 110 million tons per annum, 4 major ports in Tamil Nadu account for over 15% of India's major port capacity

- TIDEL Park, with a total area of 1.28 million sq. ft is the largest in India

Largest Contributor to India's GDP (2 nd in the Country)	8.4%
Contribution to India's industrial output	11%
State's share in India's industrial workforce	16%
State's share in number of factories	17%
Cumulative FDI inflow (US \$ 16 billion from 2000 to 2014)	3%
Contribution to India's renewable energy capacity	28%
Share of Technical Universities	18%
Share of most urbanized state by geography and population	48.5%

Tamil Nadu's contribution to India's industrial output (%)

- Leather and leather products 30
- Auto and auto components 25
- Textiles 19
- Electronics 18
- Machinery 15



Tamil Nadu is to-date the only State to attract seven automobile giants-Ford, Hyundai, Mitsubishi, Daimler, Nissan, Renault and BMW. As on date, Chennai, the capital of Tamil Nadu and the Detroit of South Asia, has an installed capacity to produce 13,80,000 cars and about 3,50,000 commercial vehicles each year

Caterpillar, USA and Komatsu, Japan chose Chennai to establish their large earth moving equipment manufacturing plants. Chennai is now emerging as one of the "Top 10" Global Automobile manufacturing centres. The State is also the preferred choice for over 350 large auto component manufacturers accounting for more than 35% of India's auto components production.

Knowledge based industries like I.T. and Biotechnology have become the thrust area in the industrial scene in Tamilnadu. TIDEL, a software technology park, has been established in Tharamani, Chennai. Global auto majors Hyundai Motors, Ford, Hindustan Motors and Mitsubishi have also been playing an active role. Ashok Leyland and TAFE have set up expansion plants in Chennai

A comparison of the total operating costs across various investment destinations in India would place Tamil Nadu ahead of the rest and in a very favourable position to offer investors opportunities they would find hard to resist. Chennai serves as the most cost effective production base for export markets by many MNCs.

Tamil Nadu is known as a major exporter of Leather and Leather Goods, Textiles and Garments, Automobiles and Components, Engineering Goods, Castings, Pharmaceuticals, Spices, Agro-Products, Marine Products, Electronic Hardware and, of course, Software.

Tamil Nadu offers an abundance of relevant skills, robust IT infrastructure and easily available real estate. Chennai is the choice of international finance majors as well - Stanchart, World Bank, Citibank and ABN-AMRO Bank have set up their back office operations in the city. BPOs and off-shore operations have also preferred to operate from Chennai. With more than 1,780 IT / IT Enabled Services (ITES) companies, over 3,75,000 professionals and annual IT exports of Rs.50,000 crore, Chennai, with its IT Bay Area, towers over other major cities as an IT and ITES powerhouse

The State is blessed with a talent pool of keen minds, well-honed expertise and specialized educational institutions like Anna University, Indian Institute of Technology, Madras, the National Institute of Technology, Trichy and the Madras Institute of Technology and many other private institutions that serve as alma mater to some of the sharpest brains in the country, from where a legion of top notch engineers gear up to take on the world. The Government has set up the Indian Institute of Information Technology at Srirangam near Tiruchirapalli recently to take higher technical education to the next level for the coming decades.

The State also complements its skilled manpower with salubrious working conditions, a peaceful industrial climate, committed workforce and extremely competitive wage rates that offer substantial cost savings. In short, when it comes to human resources, Tamil Nadu is the "Number 1" in skilled manpower availability

The town of Sivakasi is a leader in the areas of printing, fireworks, and safety matches. It was fondly called as "Little Japan" by Jawaharlal Nehru. It contributes to 90% of India's production of safety matches as well as 90% of India's total fireworks production. Sivakasi provides over 60% of India's total offset printing solutions

With the second largest coastline in the country of around 1076 kms, a network of 3 major ports and 23 minor ports⁴ that includes India's most efficient container port at Chennai, Tamil Nadu has effectively harnessed the might of the oceans to provide the perfect gateway for investors to reach out to the world. Its climate favours year-round port operations

The Vision 2023 Tamil Nadu document envisages a 14% annual growth in the manufacturing sector and an investment of Rs.15 lakh crore in the next 10 years.

The State Government will be giving special thrust to:

- Automobile and Auto components Sector
- Renewable Energy Equipment manufacturing Industries.
- Aerospace industry and
- Bio-technology and Pharmaceuticals Sector

SIVAKASI – A FIREWORKS MANUFACTURING HUB

- Sivakasi is a town in Virudhunagar District of Tamilnadu
- World renowned for fireworks (Pyrotechnics) production with a remarkable less than 1% accident rate
- Accounts for USD 80 Million exports of Safety Matches, Printing and Fireworks in 2013-14
- 90% India's Firework production
- 450 Firework Factories
- 0.5 Million direct employment
- 0.2 Million indirect employment
- 60% of Safety match production
- 4500 Match Units

Be it apparel or leather, food or textile processing, biotechnology or IT, the State Government of Tamil Nadu has developed industry-specific parks that help promote products from each industry. In the Private Public Partnership mode, the Government of Tamil Nadu has promoted the Mahindra World City, a modern self-contained industrial park, on the outskirts of Chennai. This is India's first operational Special Economic Zone (SEZ) created with world class infrastructure, offering Plug and Play facilities

INDUSTRIAL ENTREPRENEUR MEMORANDAS (IEMS) FILED

Tamil Nadu had filed a total number of 7,518 Industrial Entrepreneur Memorandas (IEMs) at a proposed investment of Rs.3.96 lakh crore to provide direct and indirect employment to 22.28 lakh persons. As of March 2013, Letter of Indents (LOIs) and Direct Industrial Licenses (DILs) were granted to 874 industries at a proposed investment of Rs.14,328 crore to provide employment opportunities to 1.52 lakh persons.

Between August 1991 and March 2013 the highest members of IEMs (16823) were filed in Maharashtra with the highest number of employment (43.54 lakh). Among the States, largest number of LOIs and DILs (874) were issued by Tamil Nadu with the highest employment opportunities of 1.52 lakh persons. The highest proposed investment was noticed in Gujarat followed by Maharashtra and Andhra Pradesh

The recent ambitious measures such as Tamil Nadu Vision 2023 phase I and II, Tamil Nadu Industrial Policy 2014, Tamil Nadu Automobile and Auto Components Policy 2014 and Tamil Nadu Bio-Technology Policy 2014 will go towards taking the industrial growth process into self- sustained and self-propelled one in the immediate future.

State-wise Industrial Investment Proposals (August 1991 to March 2013) (Arranged in descending order of Proposed Investment)

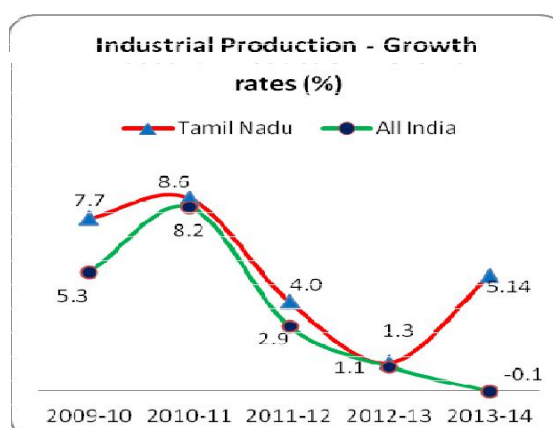
Name of the State	Industrial Entrepreneur Memorandas (IEMs)					
	No. filed	Proposed Investment (Rs. crore)	Proposed Employment (Nos.)	Letter of Indents (LOIs) +Direct Industrial Licenses (DILs) Nos. granted	Proposed Investment (Rs. crore)	Proposed Employment (Nos.)
Odisha	1794	1429979	748006	41	5445	11888
Chattisgarh	2890	1254323	846238	31	565	3816
Gujarat	10984	1159059	2129884	471	27535	77760
Maharashtra	16823	956946	4353813	603	18981	140147
Andhra Pradesh	7145	853235	1387535	554	16124	101329
Karnataka	4043	735255	1073733	296	11706	83712
Madhya Pradesh	3745	696733	1059265	147	3274	31682
West Bengal	5019	644440	1036403	102	4155	20706
Jharkhand	1084	444013	394573	18	474	2368
Tamil Nadu	7518 (8.21)	395770 (4.07)	2228254 (10.35)	874 (19.34)	14328 (10.43)	151559 (15.66)
All India	91622	9735606	21533461	4520	137430	967537

Note: Figures in brackets indicate per centage share to total. Source: Ministry of Commerce and Industries, Government of India.

The Index of Industrial Production (IIP) compiled by the Department of Economics and Statistics (DoES) provides vital information on pace of increase in industrial production in the State on monthly and annual basis. The IIP comprises mining, manufacturing and electricity. These three are combined together to arrive at the general index of the industrial sector.

There was a pickup in overall industrial production in the State during 2013-14 which registered a growth of 5.14 percent as compared to the previous year (1.3%). On the other hand, at all India the growth rate of industrial production has plummeted to (-) 0.20 in 2013-14 as compared to the previous year (1.1%). During this period, the electricity sector in the State which registered a hefty growth of 15.8

per cent. All those positive development led to the overall growth of 5.14 per cent in spite of minimal growth rate recorded by the mining sector (0.7%). In the national economy, the manufacturing sector recorded a negative growth rate during the year 2013-14. Industrial output for this fiscal 2013-14 at all India contracted by 0.8 per cent compared to a growth of 1.3 per cent in the same period during 2012-13 due to sluggishness in the manufacturing sector.



The industrial growth in the State during 2012-13 was 1.3 per cent against 4.00 per cent achieved during 2011-12. It may be noted that manufacturing sector put up 1.3 per cent growth rate and the mining sector 6.2 per cent where as electricity group exhibited a negative growth rate of 1.3 per cent. These sub-groups were not able to provide necessary buffer against deceleration in General Index.

Further, it may be noted that 13.6 per cent growth achieved during 2005-06 could not be sustained during the successive years since the general growth rate is principally mediated by the manufacturing sub-groups with the highest weight of 827.89 in computation of IIP. However, in comparison to the All India, the manufacturing sector has shown a buoyancy in Tamil Nadu, with 2013-14 showing a 4.3 percent growth, unlike a negative growth of 0.80 percent at All India level.

Year / Weight	Index of Industrial Production – Tamil Nadu and All India							
	Tamil Nadu – Base Year – 2004-05							
	Mining (56.53)		Manufacturing (827.89)		Electricity (113.58)		General Index (1000.00)	
	Index	Growth Rate (%)	Index	Growth Rate (%)	Index	Growth Rate (%)	Index	Growth Rate (%)
2005-06	99.5	(-) 0.5	116.2	16.2	101.7	1.7	113.6	13.6
2006-07	100.3	0.8	126.5	8.9	110.7	8.8	123.2	8.5
2007-08	108.2	7.9	129.4	2.3	116.1	4.9	128.7	2.8
2008-09	108.1	(-) 0.1	127.4	(-) 1.5	112.7	(-) 2.9	124.7	(-) 1.6
2009-10	105.6	(-) 2.3	139.0	9.1	113.9	1.1	134.3	7.7
2010-11	108.7	2.9	153.4	10.4	109.3	(-) 4.4	145.8	8.6
2011-12	114.3	5.2	159.5	4.0	113.5	3.8	151.7	4.0
2012-13	121.4	6.2	161.6	1.3	112.0	(-) 1.3	153.7	1.3
2013-14	122.3	0.7	168.6	4.3	129.7	15.80	161.6	5.14
All India – Base Year (2004-05 = 100)								
Weight	Mining (141.57)		Manufacturing (755.27)		Electricity (103.16)		General Index (1000.00)	
2005-06	102.3	2.3	110.3	10.3	105.2	5.2	108.6	8.6
2006-07	107.5	5.1	126.8	15.0	112.8	7.2	122.6	12.9
2007-08	112.5	4.7	150.1	18.4	120.0	6.4	141.7	15.6
2008-09	115.4	2.6	153.8	2.5	123.3	2.8	145.2	2.8
2009-10	124.5	7.9	161.3	4.9	130.8	6.1	152.9	5.3
2010-11	131.0	5.2	175.7	8.9	138.0	5.5	165.5	8.2
2011-12	128.5	(-) 1.9	181.0	3.0	149.3	8.2	170.3	2.9
2012-13	125.5	(-) 2.3	183.3	1.3	155.2	4.0	172.2	1.1
2013-14	124.7	(-)0.62	181.9	(-)0.80	164.7	6.10	171.9	(-)0.1

8. INDUSTRIAL GROWTH RATE OF TAMIL NADU

The industrial growth in the State during 2012-13 was 1.3 per cent against 4.00 per cent achieved during 2011-12. It may be noted that manufacturing sector put up 1.3 per cent growth rate and the mining sector 6.2 per cent where as electricity group exhibited a negative growth rate of 1.3 per cent. These sub-groups were not able to provide necessary buffer against deceleration in General Index

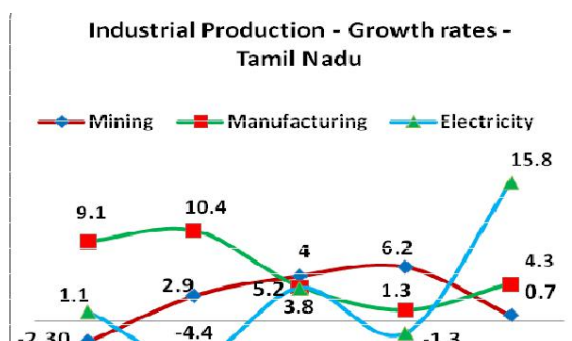
Capital goods production is a barometer of demand. The capital goods industries which relate to manufacturing plant and machinery which are utilized in further production function also decelerated from a healthy growth of 34.5 per cent in 2005-06 to a growth of 3.0 per cent in 2013-14. The decline was sharp during 2011-12 (20.2%).

The basic goods industries which are supplying auxiliary items to other manufacturing industries registered a growth of 4.8 per cent in 2005-06 then decelerated to 1.6 per cent entered the negative territory and has picked up a growth rate of 5.1 per cent in 2013-14 in comparison to the corresponding period of previous

year. Its performance has been inconsistent.

The intermediate goods industries which are engaged in the production stage of unfinished products to be utilized for further production grew at a moderate pace with a rise of 6.7 per cent in 2005-06 and declined to 6.4 per cent in 2013-14

The moderate industrial growth in the manufacturing sector was largely attributed to sluggish growth in investment, decreasing margins of Corporate Sector, deceleration in the credit inflows due to high rate of interest, inadequate industrial infrastructural facilities and slowdown in economic recovery both at national and global levels.



The consumer goods industries engaged in the production of both durable and non-durable goods in the production process for final consumption purposes performed well with 14.9 per cent of growth in 2005-06. But it declined to 4.9 per cent in 2012-13. Then it accelerated to 6.3 per cent in 2013-14. Within the consumer goods industries, consumer non-durable industries witnessed a steady growth rate in the State compared to consumable durable goods industries

During the review year 2013-14, out of 22 sub-groups of manufacturing sector, only 16 sub-groups registered the positive growth rates with the weight of 69.02 per cent whereas the remaining 6 sub-groups with the weight of 13.9 per cent recorded the negative growth rate

Growth Rate for Index of Industrial Production (at two digit level) – Tamil Nadu By Industry and Sub-Group-wise (Base 2004-05 = 100)

Sl. No.	NIC' 04 (Ind. Code)	Industry Group	Weight	2009-10	2010-11	2011-12	2012-13	2013-14
1	15	Manu. of Food Products & Beverages	59.40	6.2	12.3	4.5	1.3	18.2
2	16	Manu. of Tobacco Products	2.21	0.0	(-)10.3	(-) 19.2	(-) 7.8	6.4
3.	17	Manufacture of Textiles	163.61	24.5	(-)16.7	(-) 10.1	22.0	10.0
4.	18	Manu. of Wearing Apparel, Dredging and Dyeing of Fur	32.35	7.1	7.3	4.3	(-) 9.6	(-)2.6
5.	19	Manu. of Luggage, Handbags, Tanning & Dressing of Leather, Saddlery, Harness and Footwear	16.36	6.8	22.8	(-) 13.7	15.6	22.2
6.	20	Manu. of Wood & Products of Wood and Cork, Except furniture, Manu. Of Articles of Straw	0.84	6.0	5.6	(-) 12.0	11.5	2.9
7.	21	Manu. of Paper & Paper Products	16.05	(-)0.3	5.5	25.8	(-) 10.3	7.4
8.	22	Publishing, Printing & Reproduction of Recorded Media	11.65	9.7	20.6	(-) 33.6	43.7	12.7
9.	23	Manu. of Coke, Refined	42.82	(-)0.6	0.8	4.9	(-) 5.8	1.1

		Petroleum Products & Nuclear Fuel						
10.	24	Manu. of Chemicals & Chemical Products	80.37	11.1	(-)1.6	5.3	(-) 4.9	2.7
11.	25	Manu. of Rubber and Plastic Products	23.61	14.9	16.2	(-) 18.2	5.4	4.7
12.	26	Manu. of other Non-metallic Mineral Products	44.55	8.7	4.2	(-) 4.1	(-) 3.1	3.0
13.	27	Manu. of Basic Metals	38.32	(-)18.3	(-)8.4	15.6	0.2	(-)3.2
14.	28	Manu. of Fabricated Metal Products, except Machinery & Equipment	30.94	22.7	38.6	1.1	(-) 19.0	(-)1.7
15.	29	Manu. of Machinery & Equipment	58.38	4.9	3.9	21.9	33.6	6.0
16.	30	Manu. of Office Accounting and Computing Machinery	1.76	(-)12.2	5.2	23.0	28.4	8.5
17.	31	Manu. of Electrical Machinery & Apparatus	24.46	13.8	5.0	(-) 2.1	(-) 18.9	(-)3.8
18.	32	Manu. of Radio, Television & Communication Equipment & Apparatus	4.50	27.4	(-)0.1	24.4	(-) 2.0	10.9
19.	33	Manu. of Medical, Precision & Optical Instruments, Watches & Clocks	6.08	(-)32.6	(-)1.2	29.8	(-) 8.1	(--)10.9
20.	34	Manu. of Motor Vehicles, Trailers and Semi-Trailers	134.56	10.0	46.4	14.6	(-) 9.0	0.5
21.	35	Manu. of other Transport Equipment	29.54	(-)7.1	20.4	(-) 3.7	(-) 4.3	3.9
22.	36	Manu. of Furniture	7.53	(-)12.8	(-)7.5	(-) 20.5	17.3	(-) 3.6
		Manufacturing Index	829.89	9.1	10.4	4.0	1.3	4.3

Source: Department of Economics and Statistics, Chennai-6, Government of Tamil Nadu

Among the sub-groups which recorded positive growth rates, the textiles put up 10.0 per cent growth with the highest weight of 16.4 per cent, followed by the highest growth rate 22.2 per cent by Luggage, Handbags, Tanning & Dressing of Leather, Saddlery, Harness and Footwear with a weight of 1.6 per cent, Food Products & Beverages by 18.2 per cent with the weight of 5.94 per cent and 12.7 per cent by Publishing, Printing & Reproduction of Recorded Media with a weight of 1.2 per cent.

The sub-groups, which posted negative growth rate in the ascending order, are Medical, Precision & Optical Instruments, Electrical Machinery & Apparatus Watches & Clocks, Furniture, Basic metals, and Fabricated Metal Products, except Machinery & Equipment. As witnessed from the data on IIP for the period of 2013-14 the manufacturing sector in the State registered a growth 4.3 per cent as against 1.3 percent in 202-13.

As per the latest Annual Survey of Industries, Tamil Nadu has occupied a top slot in terms of the principal industrial characteristics thereby the State is standing out on the industrial map of India. The State retained its first position in number of factories and the number of persons employed in the registered manufacturing industrial units and third position in productive capital and gross value of output. In terms of fixed capital the State advanced to third position from fourth place. However, it is in fourth place in net value added.

Industrial Scenario : All India Vs. Tamil Nadu

Principal Characteristics	All India			Tamil Nadu (Share %)		
	2009-10	2010-11	2011-12	2009-10	2010-11	2011-12
No. of factories	158877	211660	217554	16.86 (1)	17.41 (1)	17.01 (1)
Fixed Capital (Rs. crore)	1352184	1607007	1949769	9.83 (3)	9.21 (4)	8.28 (3)
Productive Capital (Rs. crore)	1739928	2227369	2538564	9.20 (3)	9.60 (3)	8.32 (3)
Gross Value of Output (Rs. crore)	3733036	4676217	5777944	10.07 (3)	10.10 (3)	10.54 (3)
Net Value Added (Rs. crore)	592114	704576	836284	9.99 (3)	10.22 (3)	9.11 (4)
Total number of Persons Engaged (Lakh no.)	117.92	126.95	134.30	16.03 (1)	15.31 (1)	14.45 (1)

Note: Figures in bracket indicate the industrial position of Tamil Nadu among the States at National level.

Source: Annual Survey of Industries 2011-12, CSO, New Delhi.

Foreign Direct Investment (FDI) Inflow into States

As per the latest region-wise FDI equity inflows, the Chennai Region (Tamil Nadu and Pondicherry) received Rs.12,595 crore for the period 2013-14 which was lower than the amount Rs.15,253 crore obtained during 2012-13. Cumulatively, from April 2000 to May 2014, the Chennai region had a FDI inflow of Rs.67,964 crore sharing 6.32 per cent at the national level of Rs.10,76,093 crore standing in the third place leaving behind some other industrialized States such as Karnataka, Gujarat, Andhra Pradesh and West Bengal. It mirrors that the inflow of FDI has registered robust growth in Tamil Nadu

Industrial Production by Use Based Classification – Tamil Nadu
Base Year 2004-05

Year / Weight	Basic Goods (309.7)	Capital Goods (163.0)	Intermedi- ate Goods (169.2)	Consumer Goods (358.0)	Consumer Durables (111.0)	Consumer Non- Durables (247.1)	General Index (1000.0)
2005-06	104.8 (4.8)	134.5 (34.5)	106.7 (6.7)	114.9 (14.9)	111.8 (11.8)	116.3 (16.3)	113.6 (13.6)
2006-07	110.4 (5.3)	144.9 (7.7)	119.9 (12.4)	126.0 (9.7)	145.5 (30.1)	117.2 (0.8)	123.2 (8.5)
2007-08	113.1 (2.4)	155.8 (7.5)	116.0 (-1.6)	129.3 (2.6)	138.4 (-4.9)	125.1 (6.7)	126.7 (2.8)
2008-09	109.7 (-3.0)	162.4 (4.2)	106.7 (-9.6)	128.9 (-0.3)	132.0 (-4.6)	127.5 (1.9)	124.7 (-1.6)
2009-10	107.9 (-1.6)	172.7 (6.4)	139.1 (-30.4)	137.2 (6.4)	140.2 (6.2)	135.9 (6.6)	134.3 (7.7)
2010-11	106.9 (-0.9)	228.2 (32.1)	126.7 (-8.9)	151.1 (10.1)	151.5 (8.1)	150.9 (11.0)	145.8 (8.6)
2011-12	113.1 (5.8)	274.4 (-20.2)	108.3 (14.5)	149.8 (-0.9)	158.8 (4.8)	145.7 (-3.4)	151.7 (4.0)
2012-13	111.3 (-1.6)	269.4 (-1.8)	112.7 (4.1)	157.1 (4.9)	169.2 (6.5)	151.6 (4.0)	153.7 (1.3)
2013-14	117.0 (5.1)	277.6 (3.00)	119.9 (6.4)	167.0 (6.3)	169.1 (-0.1)	166.0 (9.6)	161.6 (5.1)

Note: Figures in brackets indicate percentage change over the previous years,

Source: Department of Economics & Statistics, Chennai 600 006, Government of Tamil Nadu.

MAJOR INDUSTRIES IN TAMIL NADU

- Bharat Heavy Electricals Ltd (BHEL)
- Caltex
- Caterpillar India Pvt Ltd (CIPL)
- ABN AMRO
- Amalgamations Group
- Ashok Leyland
- El DuPont India (EIDI)
- Electronic Data Systems (EDS)
- Ford Motor Company India
- Hyundai Motor India Ltd
- Chennai Petroleum Corporation Ltd (CPCL)
- Cognizant Technology Solutions India Pvt Ltd
- Computer Associates (CA)
- Lakshmi Machine Works (LMW)
- Madura Coats Ltd (MCL)
- DELL Computers
- SAMSUNG India Electronics Pvt.Ltd.
- Renault and Nissan
- Nokia Siemens Networks Ltd

9. INDUSTRIAL PROMOTIONAL AGENCIES:

The financial support for the industrial development is being promoted by the various State level Financial Corporation to meet the needs of small and major industries. Needed fillip is being accorded by these agencies. Creation of industrial infrastructural facilities, offering industrial incentives to industrial estates / complexes / establishing parks are being promoted by the State through the following major promotional agencies.

Tamil Nadu Industrial Investment Corporation Ltd. (TIIC):

TIIC is the first State level financial corporation in the country catering to the needs of MSMEs, especially first generation entrepreneurs. It also provides financial support to major industrial units in the State. Portion of financial support by the TIIC in recent years is given to Sugar, Cement, Textile, Textile Machinery and Aluminum Industries. It has its role in promotion of Industrial Clusters like Hosiery in Tiruppur, Textiles and Foundries in Coimbatore, Sericulture and Sago in Salem and Dharmapuri, wind mills in Tirunelveli, Palladam, Udumalpet etc.

Tamil Nadu Small Industries Development Corporation Ltd. (TANSIDCO)

TANSIDCO was established with the main objective of assisting and promoting the interests of Micro, Small, and Medium Enterprises in the State. Its Vision is “to forge sustainable partnership with the MSMEs for enhancing their competitiveness” in the market structures. To achieve the Vision, SIDCO is also taking pro-active steps towards the development of Industrial Estates and Associated Social Infrastructure, Promotion of Cluster and Common Facility Centres for MSMEs. Further, it is rendering its help in purchasing of industrial inputs and provides best managerial and manufacturing practices, acquire capital and assist in marketing of manufactured products for MSMEs in the State

Currently, SIDCO is maintaining 35 Industrial Estates created by Government of Tamil Nadu and 59 Industrial Estates established on its own. Two Industrial Estates were set up each one at Rasathavalasu (Tiruppur district) and Venmanathur (Villupuram district) and remaining 13 are in different stages of progress. Vision Tamil Nadu 2023 envisages that SIDCO shall ensure that the common facilities and utilities are adequately provided in the industrial estates for development of SMEs as a strategic initiative to make SMEs more vibrant.

SIDCO also helped to supply raw materials like iron and steels, wax, potassium chlorate and TNPL paper and extend marketing assistance to MSMEs to facilitate selling their finished items and sale of bulk procured raw materials.

State Industries Promotion Corporation of Tamil Nadu Limited- (SIPCOT):

SIPCOT caters to the needs of large-scale industries in the State. It has been extending financial assistance to the needy units and maintaining industrial complexes with basic infrastructure facilities to large industries. In the post reform period, the developed industrial complexes of SIPCOT have housed various manufacturing industries viz. Daimler, Hyundai, Saint Gobain, Dell, Renault and Nissan, Ashok Leyland, Nokia etc. It also acts as a nodal Agency for implementing industrial assistance schemes announced by the Government of Tamil Nadu and by extending its various incentive measures to mega industries established in the State with high investment and employment potential.

As of 2012-13, SIPCOT developed 19 Industrial Complexes including seven Special Economic Zones (SEZs) in 12 districts by acquiring 27000 acres of land for this purpose. Out of which, 20806 acres of land had been allotted to 2184 industrial units, thereby attracting Rs.1.00 lakh crore of investment in the production of manufacturing products and creating direct and indirect employment opportunities to 5.55 lakh persons. It is aimed to promote more number of industrial parks in Southern districts to make it an industrially focal point. It was proposed to create a Land Bank of 20,000 acres to fulfill the goals of Tamil Nadu Vision 2023. It also identified another 25,000 acres to spur the industrial development in backward districts

SIPCOT had promoted seven Sector-specific Special Economic Zones (SSSEZs) over an extent of 2231 acres in the State viz. Hi-Tech SEZ in Sriperumbudur and Oragadam, Engineering Sector SEZ at Perundurai, Transport Engineering SEZ at Gangaikondan, Sector Specific SEZ for Engineering at Ranipet, Granite Industries SEZ at Bargur and Leather and Footwear Product SEZ in Irungattukottai. Many industrial giants like Dell, Samsung Electronics, Motorola, Sanmina, Moser Baer have established their industries in the Special Economic Zones.

Tamil Nadu Industrial Development Corporation Ltd. (TIDCO):

TIDCO is promoting medium and large industries in the State through joint, escort ventures, in association with private sectors. It facilitates undertaking large industrial and infrastructural projects by involving capital and employment-intensive industries in the State with a vision to make the State the numero uno in the country.

TIDCO has promoted several joint ventures for manufacturing products such as wristwatches, auto parts / components, iron and steel products, textiles, chemicals, fertilisers, pharmaceuticals, energy infrastructure, petroleum and petro chemicals, food and leather products. It has also ventured into setting up of IT / ITES Parks, Bio-Tech Parks, Special Economic Zones, Infrastructure and road development projects and Agri Export Zone. The Special Investment Region Projects are also being promoted by TIDCO in joint ventures.

Now TIDCO has proposed to develop an Integrated Financial Service Centre (IFSC) near Chennai to attract domestic and overseas financial institutions to spark industrial development by providing financial support to the industries to be set up in the State.

Tamil Nadu Industrial Guidance and Export Promotion Bureau

The Guidance Bureau was established in 1992 with the objective of attracting major industrial projects in to the State. It also facilitates single window clearance and implements ASIDE Grant (Assistance to States for Infrastructure Development of Exports and Allied Activities).

The Guidance Bureau receives proposals for ASIDE Grant, scrutinizes to verify their eligibility and places them in the State Level Export Promotion Committee (SLEPC). A list of 44 projects was identified by the State to realize the 'Tamil Nadu Vision 2023'. The TIDCO had recommended them to get grant from the Government of India.

The contact details of the above investment promotional agencies are given below.

CONTACT DETAILS OF INVESTMENT PROMOTIONAL DEPARTMENTS IN TAMIL NADU

S.NO.	INVESTMENT FACILITATORS
1	Electronics Corporation of Tamil Nadu Limited (ELCOT) 692, M.H.U. Complex, II Floor, Anna Salai, Nandanam, Chennai-600 035 Phone: 91-44-6551 2330 E-mail: secyit@tn.nic.in Website: www.elcot.in
2	State Industries Promotion Corporation of Tamil Nadu (SIPCOT) 19-A, Rukmini Lakshmi pathy Road, Egmore, Chennai-600 008 Phone: 91-44-2855 4787 E-mail: sipcot@md3.vsnl.net.in Website: www.sipcot.com
3	Tamil Nadu Industrial Development Corporation Limited (TIDCO) 19-A, Rukmini Lakshmi pathy Road, Egmore, Chennai-600 008 Phone: 91-44-2855 4421

	E-mail: cmd.tidco@nic.in Website: www.tidco.com
4	TN Industrial Guidance and Export Promotion Bureau 19-A, Rukmani Lakshmipathy Road, Egmore, Chennai-600 008 Phone: 91-44-2855 3118 Website: www.investingintamiladu.com
5	Tamil Nadu Urban Infrastructure Financial Services Ltd. 12, Theyagaraya Road, 1 st Floor, Vairam Complex, T.Nagar, Chennai – 600 017 Phone: 91-44-2815 3104, 2815 3105 E-mail: cmd@tnuifsl.com Website: www.tnudf.com
6	Tamil Nadu Industrial Investment Corporation Limited (TIIC) New no: 692, Anna Salai, Nandanam, Chennai-600 035 Phone: 91-44-2433 1203 Fax: 91-44-2434 7209 E-mail: ho@tiic.in Website: www.tiic.org
7	Tamil Nadu Small Industries Development Corporation (TANSIDCO) Thiru Vi Ka Industrial Estate, Chennai - 600 032 Phone: 91-44-2250 1461, 2250 1422, 2250 0185, 2250 0506, 2250 1210 E-mail: sidco@vsnl.com Website: www.sidco.tn.nic.in

10. INDUSTRIAL POLICY OF GOVT. OF TAMIL NADU-2014

The Industrial Policy 2014 of the State adopts the following multi-pronged approach towards achieving the vision 2023 of the State.

- (i) providing world-class infrastructure,
- (ii) special emphasis on priority sectors like automobiles, bio-technology, electronic hardware and aerospace
- (iii) improving the quality of human resources and
- (iv) providing attractive incentives to the investors

The Policy of the State Government has been to maximize the welfare of the people of Tamil Nadu by creating gainful employment opportunities by achieving higher and sustainable economic growth with emphasis on balanced regional development through greater private and public investment in Manufacturing and infrastructure development

Chennai (formerly known as Madras), the capital city of Tamil Nadu, is the gateway of south India with an international airport, seaports and good rail and road network connectivity. Coimbatore, Madurai and Tiruchirappalli, Salem and Tirunelveli are some of the other major towns in the state.

The Industrial Policy of the state is now focused on stimulating industrial development and attracting FDI. It is aimed at consolidation of the existing industrial base, facilitating new manufacturing capacity and is designed to meet challenges of globalisation and demand for new areas of development.

There was a pickup in overall industrial production in the State during 2013-14 which registered a growth of 5.14 percent as compared to the previous year (1.3%). On the other hand, at all India the growth rate of industrial production has plummeted to (-) 0.20 in 2013-14 as compared to the previous year (1.1%). During this period, the electricity sector in the State which registered a hefty growth of 15.8 per cent. All those positive development led to the overall growth of 5.14 per cent in spite of minimal growth rate recorded by the mining sector (0.7%).

11. INCENTIVES TO MEGA INDUSTRIES

For the purpose of administering the fiscal incentives, the State Government has classified the districts of the state as follows

- A CATEGORY - Chennai, Tiruvallur and Kancheepuram(3 districts)
 B CATEGORY – Other than A & C (20 districts)
 C CATEGORY - Southern Districts(9 districts) **

** Southern Districts: Districts of Madurai, Theni, Dindigul, Sivagangai, Ramanathapuram, Virudhunagar, Tirunelveli, Thoothukudi and Kanniyakumari

INVESTMENT ELIGIBILITY TO AVAIL INCENTIVE (RS. IN CRORE)

Project Type	Minimum Investment Required	Investment Period	Eligibility VAT Refund/ Soft Loan for the Period of
Mega Project	Rs.350 crore for Chennai, Kancheepuram & Thiruvallur dts. and Rs.250 crore for other district.	3 years	10 years
Super Mega Project	Rs.1500 crores	5 years	14 years
Ultra Mega Project	Rs.4000 crores	7 years	21 years

Source: SIPCOT, Chennai.

“Mega Project” means a manufacturing project, new or expansion, located in A & B category districts with the following investment ranges and creating the employment stipulated therein.

Category	Investment Range (Rs. in crore)	
	A	B
Mega Projects	Above 500 – 1500 creating an employment of 300 in 3 years	Above 350- 1000 creating an employment of 200 in 3 years

Super Mega Project-A” means a manufacturing project, new or expansion, located in A & B category districts with the following investment ranges and creating the employment stipulated therein

Category	Investment Range (Rs. in crore)	
	A	B
Super Mega A	Above 1500 –3000 creating an employment of 400 in	Above 1000 – 2000 creating an employment

	5 years	of 300 in 5 years
--	---------	-------------------

Super Mega Project-B” means a manufacturing project, new or expansion, located in A & B category districts with the following investment ranges and creating the employment stipulated therein.

Category	Investment Range (Rs. in crore)	
	A	B
Super Mega B	Above 3000 – 5000 creating an employment of 600 in 6 years	Above 2000 – 4000 creating an employment of 500 in 6 years

“Ultra Mega Project” means a manufacturing project, new or expansion, located in A & B category districts with the following investment ranges and creating the employment stipulated therein

Category	Investment Range (Rs. in crore)	
	A	B
Ultra Mega	Above 5000 creating an employment of 700 in 7 years	Above 4000 creating an employment of 600 in 7 years

The Govt is extending various incentives/subsidies for each category of manufacturing Industries viz.

- ✓ Capital Subsidy and Electricity Tax Exemption
- ✓ Stamp Duty concession
- ✓ Environmental Protection Infrastructure subsidy
- ✓ STRUCTURED PACKAGE OF INCENTIVES towards VAT/CST
- ✓ Incentivising additional employment generation

The State Industries Promotion Corporation of Tamil Nadu Limited (SIPCOT) and Tamil Nadu Industrial Investment Corporation (TIIC) are mandated to act as the implementation agencies for the various incentives listed out in this Policy as per the level of investments

Further, Industrial units in existence in Tamil Nadu for over 10 years will be given suitable extra benefits for expansion projects over and above the normal structured package of incentives, subject to investing the minimum level of investment mentioned

List of industries ineligible for incentives

1. Sugar mills
2. Edible oil industries
3. Rice, wheat and flour mills
4. Mineral water and aerated soft drinks
5. Alcoholic beverages
6. Fertiliser and animal feed manufacture
7. Mining and beneficiation
8. Steel re-rolling, steel fabrication, stainless steel utensils
9. Tobacco processing, cigarette or Beedi manufacture
10. Timber or wood processing
11. Servicing or repair facilities
12. Services sector
13. Cement Industry
14. Power Generation Projects
15. Any other industries as may be notified by Government from time to time.

12. INFRASTRUCTURE FACILITIES FOR INDUSTRIAL DEVELOPMENT PROPOSED IN THE INDUSTRIAL POLICY OF GOVT. OF TAMIL NADU

Tamil Nadu Government has accorded high priority to augment the infrastructure of the State and accordingly, Tamil Nadu Infrastructure Development Board (TNIDB) has been constituted to function as an institutional framework for conceptualisation, prioritisation, sanction and speedy implementation of critical infrastructure projects. A Viability Gap Funding (VGF) mechanism at the State level has been introduced for PPP projects in infrastructure. This will be available for infrastructure projects which have not availed the National VGF from Government of India..

The Tamil Nadu Industrial Development Corporation (TIDCO) will be mandated to facilitate various Infrastructure projects including Power, Port development, SEZ, waste treatment, handling and disposal, etc.

The development projects envisioned for infrastructure investment for Industrial and commercial infrastructure with the earmarked budget of Rs.160,985 crore under Vision 2023 is set out in the below table.

Proposed Industrial Projects under Vision 2023	
Project Name	Investment (Rs.Crore)
Madurai-Thoothukudi Industrial Corridor - Manufacturing and Business Investment Regions (MBIR) I-IV	31,000
Madurai-Thoothukudi Industrial Corridor – Agri-Business Investment Region(ABIR)	5,000
Madurai-Thoothukudi Industrial Corridor - Manufacturing and Business Investment Area I & II (MBIA I-II)	2,000
Coimbatore – Salem Industrial Corridor - Manufacturing and Business Investment Region- I & II	7,200
Coimbatore – Salem Industrial Corridor - Agri-Business Investment Region(ABIR)	4,800

Chennai - Ranipet Industrial Corridor	17,000
Ranipet - Hosur Industrial corridor	20,000
Chennai - Trichy Industrial Corridor	20,000
Coimbatore - Madurai industrial corridor	10,000
Sriperumbudur industrial area development	5,000
Finance City in Chennai	1,500
Information Technology Investment Region	21,600
Petroleum, Chemical and Petrochemical Investment Region (PCPIR) 13,725	13,725
Heavy Engineering Industrial Park	1,000
Plastics park	160
Industrial parks for SMEs	1,000
Total	160,985

Source: Vision Document, 2023 (Phase –II), Government of Tamil Nadu

The State Government in collaboration with the Government of India will implement the Chennai- Bengaluru Industrial Corridor. Similarly, the Government will also promote an Industrial Corridor along Madurai –Tirunelveli – Thoothukudi. The Corridors will have excellent road and rail connectivity, specific investment regions and other industrial and social infrastructure like townships, schools, hospitals etc. The Oragadam Industrial Corridor Project to provide infrastructure in the vast developing industrial corridor in Oragadam near Chennai has led to the 4-laning of the Vandalur– Wallajabad road as well as Singaperumal Koil – Sriperumbudur road and further improvements are being done for ensuring better connectivity to the industrial areas at a cost of over Rs.600 crore.

LAND

Tamil nadu Govt. has proposed to create a Land Bank of at least 53,000 acres for the promotion of Industrial parks. The State Government will promote at least one or more new industrial parks in all the districts of Tamil Nadu through SIPCOT, TIDCO, SIDCO or through private sector. To accelerate industrial growth in Southern Districts, Government has already permitted SIPCOT to establish new industrial parks in 9 Southern Districts viz., of Pudukkottai, Theni, Dindigul, Sivagangai, Ramanathapuram, Virudhunagar, Tirunelveli, Thoothukudi and Kanniyakumari. An Industrial Park is already being set up at Madurai. Tamil Nadu was one of the few States which saw its potential early and formulated a separate Biotechnology Policy a decade ago.

The State established its first biotechnology incubation park, the TIDCO Centre for Life Sciences (TICEL) Biotechnology Park I in Chennai with technical collaboration

from Cornell University, USA. and remains fully occupied to-day. A Biotechnology Core Instrumentation Facility is being established at TICEL II, with the state-of-the art equipment for Microbiology, Molecular Biology, fermentation, downstream processing, purification and Analytical & Animal Cell Culture facilities. Special focus will be continued to be given for development of this sector.

It is proposed to reserve 10% of the Land area for promotion of social infrastructure like housing, service apartments, hospitals, restaurants, etc., in the industrial parks. The Industrial Estate Developer agencies will be encouraged to promote common Effluent Treatment Plants (ETP) and Sewage Treatment Plants (STP) apart from providing a site for solid waste disposal.

Government has already issued orders for allotment of a minimum of 20% of the total area of land for MSME units in all the Industrial Estates to be developed by SIPCOT through Small Industries Development Corporation(SIDCO)

Industrial buildings exceeding 15 mts height but not exceeding 2 floors are not treated as Multi-Storeyed Buildings (MSBs, attracting declaration of MSB areas and application of special rules for MSBs under the Town and Country Planning Act). An additional Floor Space Index (FSI) incentive of 50% will be given for non-MSB flatted tiny, small and medium scale industries

SMART AND AMRUT CITIES

Under the urban development initiatives of Govt. of India in order to modernize our cities and make them internationally competitive, Tamil Nadu will be getting 12 **SMART** Cities and 33 **AMRUT (*Atal Mission for Rejuvenation and Urban Transformation*)** cities for development and is expected to witness a rapid upgrade of urban infrastructure and online services to citizens, enabled by Information Technology. The list of 12 SMART cities are given below:-

1. Salem
2. Chennai
3. Coimbatore
4. Tiruchirappali
5. Madurai
6. Tirunelveli
7. Pondicherry
8. Tuticorin
9. Cuddalore
10. Thanjavur
11. Erode
12. Dindigul

POWER

The installed capacity of conventional energy sources of Tamil Nadu Generation and Distribution Corporation Limited is 11,884.44 MW as on 31.03.14 which includes 8 TANGEDCO's Hydro (2,284.4 MW), Thermal (4,060 MW), Gas Stations (515.88 MW), share from Central Generating Stations (3,870 MW), Private Power Projects (1,154.16 MW). This installed capacity has increased to 12,484.44 MW as on 01.06.14 after declaration of commercial operation of North Chennai Thermal Power Station Stage II unit 2. The installed capacity of non-conventional energy sources as on 31.03.2014 (infirm power) is 8,219.67 MW which includes wind generation (7,252.61MW), Solar

96.66 MW, Biomass (211.00 MW) and Co-generation plants (659.40 MW). The Solar generation capacity increased to 107.20 MW as on 31.05.2014.

The present demand of power in the state is around 13,000-13,500 MW. It is expected to go upto 14,500 MW by the end of 2014-15. This demand will be met by the generation from existing power stations, power from projects to be commissioned in the year 2014-15 and power purchase. The Government has already unveiled the Solar Energy Policy to lead the country by generating 3000 MW of Solar power by 2015 to make the State power surplus. Tamil Nadu is the undisputed Leader in wind power generation with an installed capacity of 7,145 MW. The renewable energy capacity of the Tamil Nadu is 30% of the total installed renewable energy capacity in the country

All units with demand of more than 10 MVA will be provided with reliable supply at 110 KV or 230 KV level depending on the eligibility. Uninterrupted power supply will be given to the projects if the same is covered by MoU or Government Order (non-MoU).

Captive power plants will be treated as eligible fixed assets for the purpose of the structured package of assistance. "Captive Power Plant" for this purpose means a power plant set up to generate electricity primarily for the units' own use. Besides, refund of 50% of the VAT paid on purchase of capital goods exclusively for captive power generation within the construction period, provided they are manufactured in Tamil Nadu.

ROAD

Tamil Nadu has a transportation system that connects all parts of the state. Tamil Nadu is served by an extensive road network, providing links between urban centres, agricultural market-places and rural areas. There are 28 national highways in the state, covering a total distance of 5,036 km (3,129 mi). The state is also a terminus for the Golden Quadrilateral project. The state has a total road length of 167,000 km (104,000 mi), of which 60,628 km (37,672 mi) are maintained by Highways Department. This is nearly 2.5 times higher than the density of all-India road network. The major road junctions are Chennai, Trichy, Madurai, Tuticorin, Coimbatore, Salem, Karur, Krishnagiri, Dindigul, Kanniyakumari.

The Government has taken the initiative to augment the road capacity in tune with the growing needs of development. The Comprehensive Road Infrastructure Development Programme (CRIDP) is a flagship scheme wherein Government of Tamil Nadu has sanctioned Rs.14,872 crore for widening and improvements in 50,610 km roads and 2,020 number of culverts, bridges and protective works to develop the road infrastructure facilities since 2004–2005. 95% of State Highways in Tamil Nadu are multi-lane.

The State Government has planned to create an Industrial Infrastructure Corpus Fund and earmark a sum of Rs.100 crores annually for the provision of access roads to industrial parks promoted by SIPCOT, TIDCO and their SEZs and approved private industrial parks

WATER:

The State Govt. has planned to Promote desalination plants and waste water treatment and recycling plants: Developers of Industrial parks/ SEZs/ Industry clusters, etc. will be provided incentives to set up desalination plants/ waste water treatment and recycling plants. Also, the Government will encourage industries to undertake large waste water treatment and recycling plants on the Public Private Partnership

(PPP) mode for treating urban sewage to industrial grade water. The industries will be encouraged to adopt measures for rainwater harvesting system to recharge the aquifers in the industrial area.

PORT

The Government will facilitate construction of Multi-Level Car Parking Terminals in all the seaports. 13 of the 23 minor ports in the State have been offered to the Private sector for establishment of captive facilities. The Government will facilitate up-gradation of the minor ports at Nagapattinam, Colachel, Cuddalore and Manappadu into all weather deep sea ports and the other ports as Intermediate ports.

The Government in collaboration with the National Highways Authority of India (NHAI) and the Government of India will improve the connectivity to the Chennai and Ennore Ports. The Government will speed up the implementation of the Chennai Outer Ring Road Project (Phase II) and the Northern Port Connectivity Road, providing a direct access to the Ennore and Kattupalli ports from the National Highways No. 5

Currently, M/s Larson & Toubro (L&T) in collaboration with TIDCO has established India's largest ship building facility along with a Port in Kattupalli, Ponneri taluk, north of Chennai. This Port also has container handling facilities apart from other berths and marine infrastructure including ship lifting required for ship building.

The Tamil Nadu Industrial Development Corporation (TIDCO) has signed an agreement with Indian Oil Corporation Limited (IOCL) to establish a Liquefied Natural Gas (LNG) Terminal at Ennore Port, near Chennai through a joint venture. The vaporised LNG will be supplied to Power Plants, Petroleum Refineries, Fertilizer Plants and other user industries, Transportation and Domestic sectors. This TIDCO/IOCL Joint Venture will also construct Gas pipeline infrastructure to carry about 20 million cubic metres of vaporised LNG to various demand centres in the State

RAIL/AIR LINK

Tamil Nadu has a well-developed rail network as part of Southern Railway. Headquartered at Chennai, the Southern Railway network extends over a large area of India's southern peninsula, covering the states of Tamil Nadu, Kerala, Puducherry, a small portion of Karnataka and a small portion of Andhra Pradesh. Tamil Nadu has a total railway track length of 5,952 km (3,698 mi) and there are 532 railway stations in the state. The system connects it with most major cities in India. Chennai has a well-established suburban railway network and is in the process of developing a metro. Main rail junctions in the state include Chennai, Madurai, Coimbatore, Salem, Erode, Tiruchirappalli and Tirunelveli. Here Chennai Central, Chennai Egmore, Madurai Junction, Coimbatore stations are upgraded to A1 grade level. Loco sheds are located at Erode, Arakkonam, Royapuram in Chennai and Tondaiyarpuram in Chennai, Ponmalai (GOC) in Tiruchirappalli as Diesel Loco Shed. The loco shed at Erode is a huge composite Electric and Diesel Loco shed. There is a mountain railway connecting Ooty and Mettupalayam. MRTS which covers from Chennai Beach to Velachery.

The long awaited first phase of CHENNAI METRO RAIL service was inaugurated on 29/06/2015 between Koyembedu and Alandur at Chennai Distt. a distance of 10.5 km, in the city of Chennai.. The city is the sixth in India to get the service after Kolkata, Delhi, Mumbai, Bengaluru and Jaipur



from Sriperumbudur to Irungattukkottai.

To provide rail link for the benefit of highly industrialised areas falling between Avadi and Guduvancherry and to decongest the area, the State Government and the Southern Railways have initiated the process for establishment of broad-gauge rail link between Avadi and Guduvancherry passing through the important industrial areas in Sriperumbudur and Oragadam with a spur line (1.5 Km)

SKILL DEVELOPMENT

The Tamil Nadu Skill Development Corporation has been playing an active role for providing skill training through different departments. The Government will take the lead in partnering with the industry in developing a curriculum for the industrial training institutes to make their graduates industry-ready. Technical institutes and polytechnics will be incentivised to align themselves with the industry needs and organise skill development programmes jointly to improve the employability of their students.

The Government has also proposed to offer training subsidy as an incentive on a case to case basis taking into account the capacity of employment generation and the potential for significant improvement of skills.

TECHNOLOGY DEVELOPEMNT

Tamil Nadu Government is encouraging development of “Centres of Excellence and Innovation,” in areas such as chip and electronic hardware design, leather product design and automotive design in collaboration with academic institutions of excellence, industry and Government of India to develop a pool of Technocrats

The Government has proposed to reimburse 50% of the expenditure incurred by the industrial units subject to a maximum of Rs.1.00 lakh, in getting the BIS, ISO 9000 / 14000 or any other national or international certification or patent registration. Besides, the capital goods to be used in setting up hi-technology R & D centers, VAT would be zero rated. Such capital goods shall not be used for commercial production and be used exclusively for R & D

13. PERFORMANE OF MAJOR INDUSTRIES/SECTORS

13.1 AUTOMOBILE INDUSTRY

Automobile Industry shows a steady performance in the State with Governments constant support which has nurtured Chennai as a very cost-effective manufacturing hub for automobiles. The capital city, Chennai, dons the ubiquitous name of Detroit of Asia due to the presence of the top Global Automobile majors like Ford, Hyundai, BMW, Renault, Nissan and Mitsubishi HM• Chennai producing over 40% of the country's auto parts and vehicles have an installation capacity to produce 1,280,000 cars and about 350,000 commercial vehicles each year.

Government of India is currently implementing a project "National Automotive Testing R&D Infrastructure Project" (NATRIP) in Oragadam near Chennai at a project cost of about Rs.450 crores. This project aims at facilitating introduction of world-class automotive safety, emission and performance standards in India as also ensure seamless integration of our automotive industry with the global industry

Production trend of Automobile firms with base in Tamil Nadu (in nos.)

Category/ Company	2005-06	2006-07	2007-08	2008-09	2009-10	2010-11
Ford India	27119	41465	38287	26708	39222	112615
Hyundai	260466	314654	367242	502218	589536	594601
Nissan	0	0	0	0	0	75029
BMW	0	144	2107	2426	2765	5740
Hindustan Motors	15115	13420	12240	8928	10656	9757
Passenger Vehicles(a)	302700 (23)	369683 (24)	419876 (24)	540280 (30)	642179 (27)	797742 (27)
All India Passenger Vehicles Total	1309300	1545223	1777583	1838593	2357411	2987296
Ashok Leyland	65085	83549	84006	54049	64673	95337
JCBL	0	0	0	0	179	67
Kamaz Vectra Motors	123	61	43	10	0	0
Daimler	4958	4325	4060	2378	4189	4826
Hindustan Motors	338	201	16	54	278	345
Commercial Vehicles(b) Sub total	70504 (18)	88136 (17)	88125 (16)	56491 (14)	69319 (12)	100575 (13)
All India Commercial Vehicles Total	391083	519982	549006	416870	567556	752735
Two and Three Wheelers(c)	1,397,287	1,546,081	1,312,802	1,366,445	1,588,158	2,129,592
Tamil Nadu Total Production(a+b+c)	1770491 (18)	2003900 (18)	1820803 (17)	1963216 (18)	2299656 (16)	3027909 (17)
All India Automobile production	9743503	11087997	10853930	11172275	14057064	17916035

Note: Figures in parenthesis shows the share of Tamil Nadu in All India Production,

Source: Society of Indian Automobile Manufacturers.

AUTO & AUTO COMPONENTS

Automobile Industry is poised to become one of the Sunshine sectors in India. Indian Automobile Manufacturing is dominated by Two Wheeler production (78%) followed by Passenger Vehicles (14%) . Production of automobiles has doubled in last 6 years following a CAGR of 12%. Exports have grown consistently with a CAGR of 12% over last 7 years. Major Export Market comprise of USA, Europe, UK, UAE, Africa & Eastern countries. Production of Automobiles is targeted to become 4 times since 2007-08 to reach 46 Million units in 2020. India is poised to be in top 5 Passenger car Manufacturers by 2020 and retain its 2 nd position in the global two wheeler market. India auto component market had an annual turnover of \$35.1 Billion in FY14. There are over more than 6000 players in the market. Auto components Industry grew at a CAGR of 14% (2008-2014) despite the downturn

VEHICLE MANUFACTURING

Chennai is home to domestic automobile majors like Ashok Leyland, Royal Enfield and TAFE Tractors, all of them established after post-independence period. Post liberalisation period after 1992 saw the entry of global majors like Hyundai, Ford, BMW, Nissan-Renault, Daimler Trucks set up manufacturing facilities in Chennai. Also Hindustan Motors's Off-Highway unit became Caterpillar Inc., while their greenfield passenger vehicle unit produced Mitsubishi, and Isuzu vehicles.



The TVS Motors (TVS) have their development and manufacturing unit in Hosur. Komatsu unit is located in Chennai. Heavy Vehicles Factory in Avadi manufactures Battle Tanks while the Integral Coach Factory in Perambur builds over 40% of the country's railway coaches. India's largest utility vehicle and world's largest tractor manufacturer Mahindra & Mahindra has their entire vehicle development center established in Chennai suburbs. Ashok Leyland and TAFE Tractors and Royal Enfield have their product development centers in Chennai. Ford, Chrysler, Renault, Nissan, Datsun, Caterpillar has their Technical development centers catering to their global development centers.

VEHICLE PARTS MANUFACTURERS

MRF the local tyre manufacturer is located in Chennai. TI cycles of Murugappa group have their units in Chennai. UCAL Carburetors, TRW Rane, TVS Group are established in Chennai. Coimbatore is home to Pricol, Elgi Equipments, Craftsman, Roots Horn, Rolon Chains and numerous Tier-I part suppliers.

Namakkal district has emerged as one of the transportation hubs of the state. About 40 per cent of the trucks operated in the State are from Namakkal, an area noted for its truck body building; over 18,000 trucks. Karur is known for its bus body building industries where most of the coaches for buses used in south India are built. Tamil Nadu is the largest contributor to the automobile sector in India in terms of Industrial Output and has about 20% of India's total installed capacity of Vehicle production. The state aims to reach 5 million Units production by 2020. Tamil Nadu accounts for 21% of India's automobile exports.

It is the Export Hub of Passenger Vehicles accounting for 70% of India's overall exports. Tamil Nadu, till date, is the only State to attract seven automobile giants-Ford, Hyundai, Mitsubishi, Daimler, Nissan, Renault and BMW. Chennai, the capital of Tamil Nadu has an installed capacity to produce over 3,80,000 cars and about 3,50,000 commercial vehicles each year.

Tamil Nadu will have significant capacity addition by 2017-18 with players like Yamaha, Toyota, Mahindra & Mahindra establishing their plants in the Region. It has over 80 automobile component manufacturers, accounting for a turnover of over USD 1.3 billion as in 2013-14. NATRiP is one of the largest R&D infrastructure in the country for the automotive sector. GARC is one of the seven test centres of NATRiP which is present in Chennai. Global Automotive Research Centre (GARC)- is situated in the SIPCOT industrial growth centre at Oragadam near Chennai. GARC performs testing of full range of automobile, agriculture tractors and construction equipment vehicles. Facilities at the centre are:

- ✓ Infotronics Lab (Centre of Excellence)
- ✓ Passive Safety Lab (Centre of Excellence)
- ✓ EMC Lab (Centre of Excellence)
- ✓ Powertrain Lab
- ✓ Fatigue Lab
- ✓ Homologation Tracks
- ✓ Component Lab
- ✓ Material Lab
- ✓ Certification Lab

Other Research and Development Centres

- ✓ Asia's largest R&D and vehicle design center - Mahindra Research Valley, Chennai
- ✓ Daimler R&D center for vehicle design
- ✓ Ashok Leyland R&D and Technical Centre
- ✓ Visteon R&D centre
- ✓ Renault & Nissan R&D centre
- ✓ Hyundai vehicle development
- ✓ Ford technical support centre
- ✓ State of the art National Automobile Testing and R&D centre

Several auto component and OEMs like TVS, Standard Motors, Ashok Leyland, Amalgamations, Simpsons, MRF etc established in Chennai. Auto component majors like Sundaram, Lucas, Kokusan denki, etc were established. State Govt. introduced several policies to attract more global players including Ultra Mega Integrated Automobile Projects. Number of financial incentives like capital subsidies, power tariff concessions, sales tax waiver and other schemes to firms located at the industrial estates created by the State government are provided by the State Govt. Nissan & Ford has signed Long Term Contract with Ennore Port. Hyundai becomes the largest exporter in India through Chennai port. BMW starts production. Nissan established its plant in Oragadam. Players like Yamaha and Michelin Tyres have also set up their plants during 2015. Tamil Nadu aims to reach 5.8 Million Units production by 2020.

Tamil Nadu's Share in over all Automobile Sector FY-2014

- | | |
|------------------------|---------|
| ✓ Exports share | 21.20% |
| ✓ Domestic Sales Share | 14.90 % |
| ✓ Production share | 15.80% |
- Industry highly concentrated in manufacturing of body and structural parts. Over 15% growth of investments (both domestic and foreign) in the sector from 2004 to 2013. State accounts for
 - Chennai – One of India's largest auto hub.
 - Export Hub of Passenger Vehicles accounting for 70% of India's overall exports

- 20% of India's total installed capacity of Vehicle production
- over 7% of total auto components output Tamil Nadu is the largest Tyre manufacturers in India.
- The State contributes to 40% to India's total Tyre manufacturing output.
- Automobile component manufacturers in TN – 810 (East-201, West-201, South-139 and North-269)
- Chennai and Ennore port together constitute for more than 70 % exports of Passenger Vehicles in India.
- 21 % Contribution to India's Automobile exports
- 20% Contribution to the total installed of vehicle production
- Tamil Nadu is the largest contributor to the automobile sector in India in terms of Industrial Output (1st position)
- Highest cumulative FDI inflow among the various sectors (attributing to 11% of the total FDI inflow) from 2000-2012 in Tamil Nadu
- Over 80 automobile components manufacturers in Tamil Nadu, accounting for a turnover of over USD 1.3 billion as in 2013-14
- Industry highly concentrated in manufacturing of body and structural parts
- Over 15% growth of investments (both domestic and foreign) in the sector from 2004 to 2013
- State accounts for over 7% of total auto components output
- Tamil Nadu is the largest Tyre manufacturers in India. The State contributes to 40% to India's total Tyre manufacturing output.
- Presence of robust domestic customer base (over 3 million vehicles rolled out of the state each year)

Segment-wise production of Auto components

Body and structural	35%
Engine and Exhaust	17%
Electronics and Electricals	13%
Interior Suspension and braking	9%
Drive Transmission and steering	13%

Automobile Output (US \$ Billion)

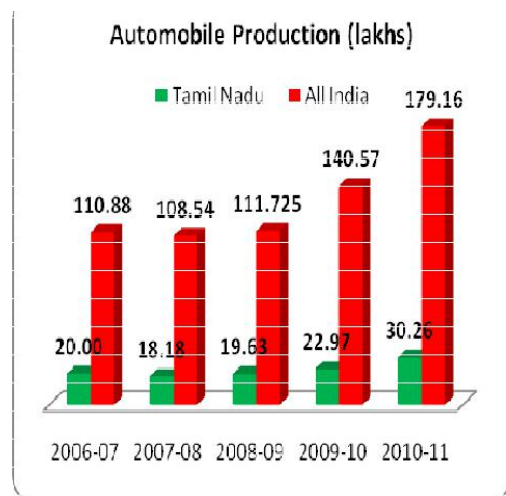
Tamil Nadu	20.0
Maharashtra	13.7
Haryana	11.0
Others	18.8
All India	63.5

Major Auto Manufacturers

Hundai, Ford, Nissan, Renault,
BMW, TVS, Royal Enfield, Yamaha, Michelin,
Daimler

Major Auto components Manufacturers:

RANE, VISTEON, BOSH, MITUBISHI, LUCAS-TVS, DAIMLER, LEAR,
VALEO, MRF, UNPRES, HIWASHIN, HANDO. JK TYRE



Automobile Industry ranks eighth among the top 10 sectors attracting highest FDI inflows to India. The top 10 Sectors attracting highest FDI inflows were: Services Sector (19 per cent), Construction development: Townships, housing, built-up infrastructure (12 per cent), Telecommunications (7 per cent), Computer Software & Hardware (6 per cent), Drugs & Pharmaceuticals (5 per cent), Chemicals (other than Fertilizers) (5 per cent), Power (4 per cent), Automobile Industry (4 per cent), Metallurgical Industries (4 per cent), Hotel & Tourism (3 per cent)..

EXPORTS

Table 6.14: Export Trend of Automobile firms with base in Tamil Nadu (Numbers)						
Category/ Company	2005-06	2006-07	2007-08	2008-09	2009-10	2010-11
Ford India	16,132	22,988	2,508	660	1,537	12,155
Hyundai Motors	1,02,092	115,525	1,44,440	2,53,344	285,658	233,069
Nissan	0	0	0	0	0	55,321
Hindustan Motors	0	5	0	0	0	1
Total Passenger Vehicles (PVs) (a)	1,18,224	138,513	1,46,948	254,004	287,195	300,546
Ashok Leyland	4,879	6025	7,285	6812	5979	10306
Hindustan Motors	2	8	0	0	0	0
Total Commercial Vehicles (b)	4,881	6,033	7,285	6,812	5,979	10,306
TVS Motor Company	0	0	0	17	1,716	17,503
Total Three Wheelers(c)	0	0	0	17	1,716	17,503
Royal Enfield	2,346	2,233	2,518	2,130	2,216	2,606
TVS Motor	79,733	1,03,013	1,37,012	1,93,320	1,65,414	229,132
Total Two wheelers (d)	82,079	1,05,246	1,39,530	1,95,450	1,67,630	231,738
Total Exports of All Automobiles(a+b+c+d)	2,05,184	2,49,792 (18)	2,93,763 (18)	4,56,283 (55)	4,62,520 (1)	5,42,590 (15)
<i>Note: Figures in parenthesis is the yearly growth rate in Exports</i>						
<i>Source: Society of Indian Automobile Manufacturers. New Delhi.</i>						

Opportunities for Investment in Automobiles and Auto components

- ✓ Passenger vehicles, passenger cars, utility vehicles, multi-purpose vehicles
- ✓ Two wheelers: scooters, mopeds, motorcycles
- ✓ Three wheelers: passenger and goods carriers
- ✓ Commercial vehicles - light, medium and heavy commercial vehicles
- ✓ Auto parks/industrial infrastructure development on PPP mode
- ✓ Auto ancillaries/Auto parts manufacturing

The State govt. has been providing various incentives/support and conducive atmosphere for the sector. The new Tamil Nadu Automobile and Auto components Policy 2014 has proposed various fiscal/infrastructure/cluster based common facility/R&D measures for the boom of the sector.

13.2 TEXTILE INDUSTRY

The textile industry plays a significant role in the Indian economy by providing direct employment to an estimated 35 million people, and thereby contributing 4% of GDP and 35% of gross export earnings. The textile sector contributes to 14% of the manufacturing sector. The cities of Coimbatore, Erode, Karur, Gobichettipalayam, Perundurai and Tirupur in Tamil Nadu, are the largest garment exporters in India and sometimes referred to as the textile valley of India. The garment units in and around the Districts provide employment opportunity to nearly 1 million people. These units contribute sumptuous share towards generation of foreign exchange through home textile exports such as bed linens, kitchen linens, toilet linens, table linens and wall hangings. Madurai and Kanchipuram is very famous for handloom sarees. This handloom sarees are on sale all over India.

Tamil Nadu, Karnataka, and Kerala are the main states for wholesale sarees. This sarees manufacturing raw materials are purchased from Coimbatore, Erode and Salem. Gobichettipalayam has the India's first automatic silk reeling unit.

Textile and Clothing Industry have grown consistently with CAGR of 11% in in last decade It is estimated to cross USD 1000 bn by 2020 with steady growth prospects China, India, Bangladesh, Vietnam, Indonesia form the major Production hubs accounting for more than 50% of the Global Production. Textiles and Apparel sector constitute 17.5 % of total employment 6.5% contribution to total industrial output 13% share in total Exports from country 4% share in India's GDP 5.6% share in world market.

The textile industries in Tamil Nadu occupy a unique place in terms of its contribution to the total industrial production, employment, export, and foreign exchange earnings. The State has more than 959 cotton man-made fiber textile mills (919 spinning mills (SSI units) and 40 composite mills in the non-SSI sector) In non-SSI sector, there were 18 exclusive weaving mills and four 100 per cent of export-oriented mills. In the SSI sector, the number of spinning mills is more than 1000. The structure of textile industries in the State continued to be spinning-oriented.

Coimbatore cluster has around 919 spinning units which is more than 40 % of total units in Tamil Nadu Total Yarn production in Coimbatore is around 387 Million kgs which is 25% of Tamil Nadu's Production Textile Research Institutes like CICR (Central institute for Cotton research), SITRA (South Indian Textiles Research Association), Sardar Vallabhai Patel International School of Textiles and Management. Coimbatore City also houses two of the Centers Of Excellences (COE) for technical textiles proposed by Government of India, namely Meditech, a medical textile research centre based at SITRA, and InduTech based in PSG College of Engineering and Technology

Chennai is also a Predominant Cluster for Readymade Garments with exports worth USD 1.2 Billion . Chennai is also a center for Technical textile Industry with players present across categories like Agrotech, Buildtech, Clothtech, Indutech, Packtech

Technical textile units are pre-dominantly situated in and around Chennai and Coimbatore. There are as many as 75 small-scale units manufacturing mosquito nets in Karur, Tamil Nadu itself producing around 170-180 MT of mosquito nets per annum (per unit) Ropes, Cordages , Silk , Coir products are manufactured in Tamil Nadu The Centers Of Excellences (COE) for technical textiles proposed by Government of India, namely Meditech, a medical textile research centre based at SITRA, and InduTech based in PSG College of Engineering and Technology are based out in Coimbatore-Textile hub of Tamil Nadu

Key Players: Agrotech:As Wan Fishnet, Chidambaram, Evergreen, Rays Meditech: Glo Zife, G.R Pharma, KOB,TTK, Prescott Protech:BKS, Safety Knits, Southern Group Hometech: Hometech Clothtech: Sri Venkataram, Shri Shubham enterprises, V.S Tapas, Shakthi Vinayasga Buildtech: Bharat Textiles, Hindustan canvas, J.K. Tarapaulins, Maoras Canvas, Orient Canvas Indutech: Blonded Textile, Bharath rubber, Elgi Ultra, Masterlal, Natural canvas, Packtech: Am Multi, Aumm, Salem Polypacks, Sree Minakshi, Soluthen Bags, Tulsyan, PR and PR Nonwovens Sportech: Esbee

- Tamil Nadu ranks 1st in the Apparels Industry and 2nd in the Textile Industry in terms of percentage contribution by state in the total industrial output of respective industries in India
- Tamil Nadu houses more than 40% of total installed capacity of Spinning industry in India
- Tirupur is the biggest Knitting Cluster contributing 90% of Knitwear exports from India
- 35-40% contribution to total Yarn Production in India in last 5 years
- The State has 2614 Hand Processing Units (25% of total units in India) and 985 Power Processing units (40% of total units in India)
- 20% contribution to India's total Export of Readymade Garments
- 58% of total textile Mills in India are present in Tamil Nadu (inclusive of SSI)
- Textile Industry in Tamil Nadu accounts for ~17% of Total Invested Capital in all the industries
- Constitutes 28% of total employment in India's textile and Apparel sector
- Textile and apparel sector together provide employment to 35% of population in the State
- There are T 2614 Hand Processing Units and 985 Power Processing units in Tamil Nadu.
- The state has around 6 upcoming textile parks and two upcoming apparel parks

Key Textile Cluster: Tirupur

- Tirupur is known as the Knitting City of India
- The District houses more than 6000 Textile units which predominantly consists of Knitting and Garments
- Tirupur currently accounts for knitwear exports of over USD 2 Billion (90% of India's Knitwear Exports)
- European countries are the major importers of Tirupur Textile Products (majorly Knitted variety)
- In order to strengthen and promote the Textile Industry, a number of initiatives have been undertaken by TEA (Tirupur Exporters Association):
- Tirupur Exports Knitwear Industrial Complex
- Inland Container Depot TEAKTEX :
- Garments Processing & Production Complex
- NIFT-TEA Knitwear Fashion Institute
- Nethaji Apparel park
- TEA-St John Logistics
- TEA-E-Readiness Center : Jointly with Microsoft India Knit fair
- Type of Units in Tiruppur

Knitting	24%
Dying & Bleaching	11%
Fabric Printing	8%
Garment Making	40%
Embroidery	4%
Other Ancillary Units	8%
Compacting and calendaring	5%

- Global Companies Sourcing from Tiruppur:

NIKE, ADIDAS ,GAP, TOMMY HILFIGER, KATZENBERG, VAN HEUSEN, FILA, ARROW , WALMART, SEARS, MOTHER CARE, H&M

13.3 HANDLOOMS & POWER LOOMS

HANDLOOMS INDUSTRY

The importance of handlooms sector is well recognized in terms of provision of vast employment opportunities and value addition to the economy. During 2012-13, there were 4.13 lakh handlooms in the State with 6.08 lakh workers. Out of which, 2.69 lakh handlooms with 3.19 lakh of weavers were registered under 1164 Handloom Workers Cooperative Societies comprising 1015 Cotton Primary Weavers Cooperative Societies, 62 Industrial Weavers Cooperative Societies and 87 Primary Silk Weavers Cooperative Societies.

During 2012-13, five cooperative spinning mills functioned in the State with the spindleage capacity of 1.00 lakh numbers. They produced yarn catering to the needs of the handlooms at the value of Rs.109.74 crore in 2012-13, which was higher than the previous year's production value of Rs.83.96 crore. Under Co-optex there were 200 selling units which procured handloom fabrics from the Weavers Co-operative Societies and sales were realized at Rs.1248.96 crore during 2012-13.

The export value of handloom cloth from the State declined to Rs.1439.89 lakh in 2012-13 against Rs.12106.00 lakh in 2010-11 due to withdrawal of benefits from Deemed Exports¹.

For the year 2013-14, it was projected that Rs.816.00 lakh worth of handloom fabrics from 1164 Primary Weavers Co-operative Societies, would be produced and targeted sale was Rs.800.00 lakh. Export value of the tune of Rs.1500 lakh was higher than the realization of the preceding year.

Silk	:Kancheepuram, Kumbakonam, Salem and Arni
Home Furnishing	:Erode, Tiruppur, Karur
Sarees and Dhoti	:Virudhunagar, Tirunelveli, Nagercoil.
Cotton Sarees	:Coimbatore, Madurai, Paramakud

POWER LOOM INDUSTRY:

Power loom sector is medium of mechanization and employment provision in rural and semi-urban areas. The number of registered power looms in the State is more than 3.50 lakh. Tamil Nadu is ranking second next only to Maharashtra (11.73 lakh). These registered powers looms in the State were expected to provide employment opportunities to 9.91 lakh skilled and semi-skilled persons in the process of production. At the national level, the State is sharing 17.23 per cent of registered power looms and 17.25 per cent of employment opportunities.

This sector provides employment to around 1.012 Million workers As against 2.34 Million powerlooms in India, 0.405 Million powerlooms and 20000 shuttle less auto-looms are located. The powerlooms are largely located in Namakkal, Erode, Salem, Coimbatore, Vellore, Madurai, Karur, Tiruppur, Tiruvallur, Tirunelveli and Virudhunagar districts of the state.

There were 181 Power loom Weavers Co-operative Societies with 53,401 power looms. They produced 27.55 crore meter of cloth to the value of Rs.622.51 crore in 2012-13 as against 6.82 crore meter of cloth to the value of Rs.133.65 crore in 2011-12 and targeted to produce 27.50 crore metre of fabrics in 2013-14.

13.4 GARMENTS AND HOSIERY SECTOR:



The garment sector is emerging sector of textile industry in the State concentrated in and around Chennai with specialization in cotton and manmade fiber. The hosiery units in the State, which are concentrated at Tiruppur, are flourishing well in the State in terms of production, employment, export, and foreign exchange earnings.

The hosiery sector in Tiruppur comprising about 2500 hosiery units along with 750 numbers of dyeing (or) bleaching units, 300 printing units, 200 embroidery units and 200 compacting, raising and calendaring units are located at Tiruppur providing employment to 3.20 lakh persons with estimated annual production of 23 million sq.metre of hosiery products.

13000 hosiery units are present in Tamil Nadu with a majority located in the Tiruppur cluster. The sector has attained a self-reliant position in the value chain. The processing is the most important link in the value chain as it determines the value add and the quality There are about 2300 processing mills in India There are about 27000 manufacturers, 48000 contractors and 1000 manufacturer-exporters

The activities of hosiery units have given birth to other ancillary units such as manufacturing of cartons, polythene bags, packing materials, zips, buttons, tapes, printing of labels etc. The nearby areas are engaged in spinning cotton into yarns, knitting of fabrics, separating, and dividing the waste and scrap fabrics back into yarn for reprocessing etc. The commercial spin off from the hosiery unit is significant.

Opportunities in Textile and Clothing Sector

- Yarns and fibres
- Apparels
- Technical textiles
- Infrastructure development (textile and apparel parks)
- Readymade garments
- Agrotech •Agro shading net, packing net for agro products
- Buildtech •Scaffolding net
- Clothtech •Narrow width fabric as fashion accessories like belt
- Geotech •Woven & non-woven geotextile
- Hometech •High quality upholstery fabric, narrow width fabric for furniture application, wipes for house hold use, fiber foam & wadding, fiberfill products
- Indutech •Glass fiber battery separator, fusing belts, high mesh filters. Industry felt, woolen felt, fire resistant fabric, slings for bulk handling
- Meditech •Nonwoven disposables like apron, mask, caps, draper etc

- Mobiltech •Interior carpets & NVH components
- Oekotech •PP nonwoven liners for land fill sites of MSW
- Packtech •Jumbo bags, FIBC, coated fabric for soft luggage
- Protech •Fire retardant clothes

13.5 LEATHER

Tamil Nadu accounts for 30 per cent of leather exports and about 70 per cent of leather production in the country. Hundreds of leather and tannery facilities are located around Vellore and its nearby towns, such as Ranipet, Ambur and Vaniyambadi. The Vellore district is the top exporter of finished leather goods in the country. Vellore leather accounts for more than 37 percent of the country's export of leather and leather-related products (such as finished leathers, shoes, garments and gloves).

The state accounts for 70 per cent of leather tanning capacity in India and 38 per cent of leather footwear and components. The exports from Tamil Nadu are valued at about US\$762 million, which accounts for 42 per cent of Indian leather exports. Hundreds of leather and tannery industries are located around Vellore, Dindigul and Erode its nearby towns such as Ranipet, Ambur, Perundurai and Vaniyambadi. The tanning industry in India has a total capacity of 225 million pieces of hides and skins, of which Tamil Nadu alone contributes 70 per cent, a leading export product share at 40 per cent for India. It currently employs more than 2.5 million persons.

Central Leather Research Institute (CLRI), a CSIR research laboratory, is located in Chennai, the state capital. Footwear Design & Development Institute (FDDI) Chennai is located at Irungattukottai near SIPCOT Footwear Park, 40 minutes drive from Chennai. Central Footwear Training Institute (CFTI) of Ministry of MSME, Govt. of India is situated in Guindy, Chennai-32.

Tamilnadu has a dominant presence in the leather and leather based industries. Tamilnadu alone contributes an inspiring 70%. the tanning industry (hide and skins) in India . The state accounts for more than 50% of the country's export of leather and leather- related products such as shoe uppers, shoes, garments, and so on. The state government is geared up to provide attractive incentives and infrastructural support in the form of setting up industrial estates and common effluent treatment plants. Thus Tamilnadu's substantial share of the leather market in the years to come is ensured.

- Leather sector in TN accounts for ~60% of India's production
- TN accounts for 36% of total exports from the Country
- Central Leather Research Institute (CLRI), Chennai is the world's largest Leather Research Institute
- TN accounts for 70% of the Tanning capacity of India and 6% of the Global leather requirement
- Provides direct employment to more than 2 million people

Operational Tanneries (Nos.)	-	750
Leather Garments (Nos.)	-	698
Upper/Full Shoes (Nos.)	-	497

13.6 AGRO-BASED INDUSTRIES

Ideal climatic conditions for the growth of fruits and vegetables has given rise to a vibrant Agro-based food industry in the state. The Madurai-Dingidul belt in Tamilnadu is endowed with favourable climatic conditions ideal for the cultivation of a variety of fruits and vegetables. The floriculture industry is also poised for a quantum leap in the next few years with the area around Coimbatore, Dharmapuri, and the Nilgiris being earmarked as places ideally suited for the cultivation of flowers like Rose and Chrysanthemum - of these Coimbatore has been identified as an intensive floriculture zone. Realising the tremendous potential in the state, a number of joint ventures involving Dutch companies are, being set up in the area - some involving major corporates.

13.7 CHEMICAL AND PETRO-CHEMICAL INDUSTRY

Tamil Nadu has a diversified manufacturing base with about 2,500 chemical and petrochemicals factories, providing employment to over 120,000 people. Some of the leading chemical and petro chemical manufacturers in the State are

- ✓ Chennai Petroleum Corporation Limited (CPCL)
- ✓ Saint Gobain,
- ✓ Asahi, SPIC
- ✓ Chemplast
- ✓ Sanmar, etc.

The chemical industry has grown at a tremendous pace world-wide and in India as well. The state of Tamilnadu traditionally has a strong base in the chemical industry. Manali, in the outskirts of Chennai (Madras) has emerged as a major petro-chemical complex. The mother refinery in the complex, Chennai (Madras) Refinery Ltd., has given rise to several petro-based units using a refinery feed-stock for the manufacture of a large number of petro-chemical ranging from fertilizer to polyols, nylon chips and polybutanes.

Major chemicals and fertilizer plants have also been established at Cuddalore and Tuticorin. Petrochemical industry in Tamilnadu is in the threshold of rapid expansion.

Opportunities

Tamil Nadu's Petroleum, Chemicals and Petrochemical Investment Regions (PCPIR) is spread over an area of 257 sq. km. of brown field area in the coastal districts of Cuddalore and Nagapattinam. The possible opportunities are in

- ✓ High performance chemicals,
- ✓ Pigments and coating products,
- ✓ Petrochemicals,
- ✓ Engineering Polymers,
- ✓ Feedstock linkages,
- ✓ Dyes and dyestuffs, Specialty chemicals,
- ✓ Agro chemicals,
- ✓ Paints and varnishes,
- ✓ New varieties of fibers & yarn,
- ✓ Nanotechnology based projects,
- ✓ Fine chemicals..

13.8 ELECTRONICS

Electronics manufacturing is a growing industry in Tamil Nadu. Chennai has emerged as EMS Hub of India. Companies like Flextronics, Motorola, Sony-Ericsson, Foxconn, Samsung, Cisco, and Dell have chosen Chennai as their South Asian manufacturing hub. Products manufactured include circuit boards and cellular phone handsets. Ericsson also has a Research and Development facility in Chennai. Big EPC companies have set up their Engineering centres which include Saipem India Projects Ltd, Technip, Foster Wheeler, Schneider Electric, Mott MacDonald, Petrofac, Austrian company "Austrian Energy and Environment" have also a design office here besides local giant ECC Larsen & Toubro. Sanmina-SCI is the latest company to invest in Tamil Nadu to create a state of the art manufacturing facility. The state has a high mobile market share in India.

Electronics is an industry which is getting priority attention in recent years. Apart from computers and associated hardware, there has been a boom in consumer electronics giving rise to a wide range of consumer products. Software development is currently an attractive industry in Tamilnadu with several foreign companies entering into collaboration and joint ventures. Today, Indian software professionals are considered among the world's best.

Chennai is fast emerging as the second Silicon Valley. Chennai has the largest number of Software professionals in India. It has abundant highly skilled professionals as computer science & software development have been introduced as part of curriculum in almost every technical educational institution in Tamilnadu.

Chennai has the largest mainframe computing capacity. Again, Chennai is the largest exporter computer hard-discs. Chennai is the center for development of advanced multimedia applications & communications software.

ELECTRONIC HARDWARE SECTOR

- Tamil Nadu is the 3rd largest manufacturer of Electronic Hardware in India
- Tamil Nadu's contribution to the national electronic hardware output has increased from 10 % in 2008-09 to 18% in 2012-13.
- Tamil Nadu has over 23 Electronic Hardware Technological Parks located in major IT centric Special Economic Zones (SEZs) of Sriperumbudur, Oragadam, and Mahindra World City.
- Share of Electronic Hardware Exports of India

TAMIL NADU	46%
KARNATAKA	17%
UTTAR PRADESH	14%
MAHARASHTRA	12%
KERALA	3%
DELHI	1.76%
GUJARAT	1.54%
ANDHRA PRADESH	0.96%

Tamil Nadu has over 23 Electronic Hardware Technological Parks highways, State highways and railways. located in major IT centric Special Economic Zones(SEZs) of Sriperumbudur, Oragadam, and Mahindra World City. The total investment in the electronic hardware industry in Tamil Nadu is 711 million USD employing more than 40,000 workers in both organized and unorganized sector. Tamil Nadu stands 1st in terms of Electronic exports in India

S.No	SEZ NAME	Export (In Cr.)
1	AMRL International Tech City Limited	50.96
2	Cheyyar SEZ Developers Pvt. Ltd	670.11
3	Cognizant Technology Solutions Pvt Ltd	1065.29
4	Coimbatore Hi-Tech Infrastructure Pvt Ltd	1796.46
5	DLF infocity Developers (Chennai) Ltd	7021
6	Electronics Corporation of Tamil Nadu (Kancheepuram)	10075.66
7	Electronics Corporation of Tamil Nadu (Tiruchirapalli)	13.05
8	Electronics Corporation of Tamil Nadu (Vilankurichi)	378.24
9	Electronics Corporation of Tamil Nadu - ELCOT - I Madurai (Ilanddhaikulam)	0
10	ETA Technopark Pvt Ltd	1828.27
11	ETL Infrastructure Services Limited (Perundurai)	0
12	ETL Infrastructure Services Limited (Thoraipakkam)	2796.2
13	Flextronics Technologies Limited	184
14	Frontier Lifeline Pvt. Ltd	0
15	Hexaware Technologies Ltd	552.48
16	J. Matadee Chennai Free Trade Zone	29.64
17	L&T Arun Excello IT SEZ Pvt. Ltd., (formerly known as Arun Excello Infrastructure Pvt. Ltd.,)	0
18	L&T SHIPBUILDING LIMITED L&T Chennai House, 10 Club House Road, Anna Salai, Chennai 600 002	270.42
19	Mahindra World City Developers Limited (Apparel)	172.83
20	Mahindra World City Developers Limited (Auto Engineering)	1154.32
21	Mahindra World City Developers Limited (IT)	5870.87
22	MEPZ Special Economic Zone	6964.22
23	New Chennai Township Pvt. Ltd SEZ (Light Engineering)	80.22
24	New Chennai Township Pvt. Ltd SEZ (Multi Services)	1.78

25	Nokia Telecom SEZ	9659.25
26	Pearl City Food Port SEZ (CCCL Infrastrucutre Limited)	10.81
27	Shriram Properties and Infrastructure Pvt Ltd	844.43
28	SIPCOT Limited Electronic-Hardware Hitech SEZ (Sriperumbudur)	587.52
29	SIPCOT Limited Engineering (Perundurai)	62.04
30	SIPCOT Limited Engineering (Ranipet)	26.61
31	SIPCOT Limited Growth Center (Oragadam)	2567.87
32	SIPCOT Limited Transport Engineering (Gangaikondan)	1109.28
33	Span Venture Pvt Ltd	26.85
34	Synefra E & C(formerly Suzlon Infrastructure Limited)	239.19
35	Syntel International Private Limited	743.39
36	Tata Consultancy Services Ltd	12960
37	Tril Infopark Ltd	813.54
	TOTAL	70626.8

Export of Computer Software & Elec. Goods from Tamil Nadu in USD million

Year	Export (US \$million)
2011-12	8870
2012-13	11350
2013-14	12380

Opportunities in Electronic Hardware Sector

- Photovoltaic panels
- Computer peripherals
- Mobile Handsets
- Communication hardware and networks
- Semi conductors
- Medical electronics

13.9 AERO SPACE SECTOR

TIDCO is establishing an integrated aerospace and logistics park in Tamil Nadu to support the development of aerospace industry. It will be a specifically delineated region, which will cover design, engineering, manufacturing, servicing and maintenance of aircrafts in the state.

- ✓ The Govt. has planned to set up a Maintenance, Repair and Overhaul (MRO) facility on a 50 acre area near Chennai Airport
- ✓ State Govt. has proposed to set up a component manufacturing park for the aero space industry on 300 acre area in Sriperampudur.
- ✓ An aero space park has also been planned at Perambalur SEZ with focus on manufacturing and assembling of air crafts.

Aerospace companies in Tamil Nadu

- TAAL (Taneja Aerospace & Aviation Limited)
- Aerospace Enginners
- Indus Teqsite Pvt. Ltd.
- Ramco Aviation

Tamil Nadu's Competitive Advantage

- Availability of skilled manpower with an annual turnout of about a Million Graduates in Engineering, Arts and Sciences, Diploma holders and ITIs
- There are 64 Colleges/Universities offering courses in Bachelor of Engineering (Aeronautical Engineering), M-tech in Aerospace Engineering, ME in Aeronautical Engineering and Diploma in Airlines Management
- Only State in India with 4 international airports. The International airports in the State handle more than 13.5 million passengers connecting all the major international destinations
- Tamil Nadu is planning to create an integrated ecosystem which will enable all the global players to manufacture in the state to be planned phases at Chennai, Hosur and Perambalur.
- The Integrated aerospace ecosystem will create direct and indirect employment to the tune of 100,000 for highly skilled resources.
- Tamil Nadu has comprehensive plans for aerospace projects with an investment plan of USD 3 billion

Upcoming Infrastructure Projects

- ✓ CoE (Centre of Excellence) Aerospace
- ✓ Greenfield airport at Sriperumbudur
- ✓ Aerospace park at Vellore

Aerospace Defence Investment Opportunities

- Greenfield airport development through PPP mode
- Greenfield airport development through PPP mode
- Integrated Aerospace Park
- Up-gradation of existing airports
- Manufacturing of aircraft parts and assembly
- Skill development in aerospace sector through PPP mode

13.10 RENEWABLE ENERGY

Renewable energy sources currently contribute 30% of the installed capacity and is expected to increase to 34% by 2017.

Tamil Nadu is a pioneer in harnessing its renewable energy potential in India as compared to its peers. Tamil Nadu has the largest renewable energy capacity among all Indian States.

Nearly 37% of the total power capacity in Tamil Nadu is through renewable energy sources.

Renewable Energy Capacity (MW) : CAGR 7%

2011	6636
2012	7504
2013	7999
2014	8219

- ✓ No.1 State in renewable energy capacity among all the Indian States
- ✓ No.10 in global installed capacity of wind power generation units and No.1 in India.
- ✓ No.2 in installed capacity of cogeneration power plants in the country
- ✓ 39.6% of the total power capacity from renewable energy sources

Wind power industries concentrated in Coimbatore, Dindigul, Theni, Tirunelveli, Kanyakumari, Tuticorin and Ramanathapura Distts. Tamil Nadu is a potential destination for solar investment. The State has an outlay of INR 55,000 crore (USD 9.16 Billion) for solar energy sector alone. This is more than 10% of the total allocation for Power sector. Solar rooftop has been made mandatory for all new State Government buildings. PV system will also be installed in old buildings in phased manner.

The incentives for solar sector includes Refund of 50% of the VAT component on capital goods (if these are manufactures in Tamil Nadu) exclusively for captive power generation and Electricity tax exemption for sale to utility & captive sales for 5 years. Domestic roof top installations with support from the State Government Net metering policy to encourage more number of installations Compulsory roof tops in all government buildings Solar water heating systems in public building and industrial buildings A total capacity of 1500 MW to promote development of solar capacity (of varied capacities ranging from 1MW to over 10 M.

Bio Gas:

- Potential capacity: 500 MW
- Installed Capacity - 228 MW
- Available potential is 272MW
- opportunity of untapped potential worth USD 200 million (As per TANGEDCO, the approximate cost of setting up a biomass facility is INR 4.45 crore per MW (USD 0.74 Million). Therefore an investment potential of USD 200 Million)

Opportunities for Investment in Renewable Energy in Tamil Nadu.

Tamil Nadu is conducive for investment across the spectrum in the renewable energy sector

- Development of windsolar hybrid installations and biomass projects
- Offshore wind projects development
- Development of solar PV manufacturing capabilities
- Development of large scale solar and wind parks
- Tidel projects first at pilot scale, and then at commercial scale

13.11 SUGAR INDUSTRY:

The sugar industry is the largest agro-based one and capital-intensive industry, next to textiles in the State. The State is contributing about 9 per cent of the total sugar production of the nation in 2011-12 and occupies 4th place next to Uttar Pradesh, Maharashtra and Karnataka in that order.

During 2012-13, sugarcane crushing season (October to September), there were 46 sugar mills in the State of which 16 in co-operative, 3 in public and 27 in private sector. Totally, 43 sugar mills (16 mill cooperatives, 2 in public sector and 25 in private sector) were functioning.

Registered sugarcane area increased from 2.62-lakh hectare in 2011-12 to 2.93 lakh hectare during 2012-13 crushing season registering a moderate growth of 1.18 per cent. Additional benefits stem from the sugar mills in the State are by-products such as baggass, molasses, press mud, and production of alcohol, ethanol, and captive power.

Parameters	Tamil Nadu			All India		
	2011-12	2012-13	2013-14*	2011-12	2012-13	2013-14*
1. Total number of mills	46	46	46	529	526	526
2. Installed Crushing Capacity (Tonnes Crushed Per Day)	139900	139900	139900	243.83 (lakh tonnes)	250.00 lakh tonnes	250.00 (lakh tonnes)
3. Cane Utilisation (lakh tonnes)	254.55	214.57	171.00	2569.75	2505.98	2500.00
4. Sugar Production (lakh tonnes)	23.79	19.07	15.39	263.42	251.40	250.00
5. Recovery Rate (%)	9.35	8.89	9.00	10.25	10.03	10.00
6. Levy Sugar Ratio	90:10	90:10	90:10	90:10	90:10	90:10
7. Minimum Statutory Price (Rs. Per tonne)	-	-	-	1450.00	1700.00	2100.00
8. State Advised Price (Rs. Per tonne)	2150	2350	2650	-	-	-
<i>Note - * Estimates</i>						
<i>Source: South India Sugar Mills Association, Chennai – 35.</i>						

13.12 CEMENT INDUSTRY:

Tamil Nadu is one of the leading and largest cement producers in the country after Andhra Pradesh and Rajasthan. The annual capacity of cement industries in the State increased marginally from 35.56 million tonnes in 2011-12 to 36.76 million tonnes in 2012-13 recording a growth rate of 3 per cent.

The State share in the annual installed capacity stood at 12.00 per cent at the national level, its share in cement production accounted for 11 per cent in the 2012-13.

Performance of Cement Industry						
Sector/Group	Annual Installed Capacity (Lakh Tonnes)		Production (Lakh Tonnes)		Capacity Utilization (%)	
	2011-12	2012-13	2011-12	2012-13*	2011-12	2012-13
I. Private Sector						
1.ACC, Madukkarai	1.18	1.18	0.72*	0.72*	61	70
2.Chettinad Cement	10.50	11.70	5.13	8.19*	66	70
3.Dalmia Cement	6.50	6.50	4.15	2.91	40	70
5.India Cements	5.86	5.86	4.04	4.10	68	70
4.Madras Cement	8.12	8.12	5.35	6.19	64	70
5.Ultra Tech Cement	2.50	2.50	1.78	1.88	72	70
II. Public Sector						
1.Tancem	0.90	0.90	0.90	0.52	56	70
III. Tamil Nadu Total	35.56	36.76	22.07	24.51	61	70*
IV. All-India Total	244.05	306.99*	180.59	214.89*	75	70*
<p><i>Note: *- Data projected based on a pproximate 70 percent capacity utilization in 2012-13, since individual firm data are yet to be released by CMA.</i></p> <p><i>Source: Tamil Nadu Cements Corporation Ltd., Chennai and Department of industrial policy and promotion ;</i></p>						

13.13 FERTILIZER INDUSTRY:

There were 9 Fertiliser Plants comprising 3 Nitrogenous (N) and 6 Phosphatic (P_2O_5) with installed capacity of 7.29 lakh tonnes of (N) and 4.59 lakh tonnes of (P_2O_5) in the State. No additional industries and installed capacities were created in the State during the three year period ending 2013- 14

Particulars	Tamil Nadu			All India		
	2011-12	2012-13	2013-14	2011-12	2012-13	2013-14
No. of Plants(No.)	9 (6.21)	9 (5.92)	(Target) 9	145	152	(Target) N.A.
a. Nitrogenous (N)	3 (7.32)	3 (7.14)	3	41	42	NA
b. Phosphatic (P_2O_5)	6 (5.77)	6 (5.45)	6	104	110	N.A.
Installed Capacity	11.88 (6.32)	11.88 (6.09)	11.88	187.94	195.22	198.76
a. Nitrogenous (N)	7.29 (5.80)	7.29 (5.54)	7.29	125.73	131.51	135.02
b. Phosphatic (P_2O_5)	4.59 (7.38)	4.59 (7.20)	4.59	62.21	63.71	63.74
Production	8.65	7.25	N.A.	166.52	160.60	165.44
a. Nitrogenous (N)	6.51 (5.30)	5.41 (4.42)	N.A.	122.88	122.37	121.73
b. Phosphatic (P_2O_5)	2.14 (4.90)	1.84 (4.81)	N.A.	43.64	38.23	43.71
Capacity Utilization (%)	72.80	61.03		88.60	82.27	
a. Nitrogenous (N)	89.3	74.2	N.A.	97.7	93.0	N.A.
b. Phosphatic (P_2O_5)	46.7	40.1	N.A.	70.15	60.0	N.A.
Consumption	10.01	7.98	-	252.14	234.74	
a. Nitrogenous (N)	6.85	5.75	N.A.	173.00	168.21	N.A.
b. Phosphatic (P_2O_5)	3.16	2.23	N.A.	79.14	66.53	N.A.

At the national level, the State was sharing 7.14 per cent of Nitrogenous plant, 5.45 per cent of Phosphatic plant with installed capacity of 5.54 per cent and 7.20 per cent respectively during 2012-13.

On the production front, the State was sharing 4.42 per cent of N and 4.81 per cent of P in 2012-13 against a share of 5.30 per cent and 4.90 per cent in 2011-12 respectively.

13.14 KHADI AND VILLAGE INDUSTRIES

KHADI INDUSTRIES:

The State had 175 units of Khadi Production Centres, 18 Silk Production Centres, 106 Khadi Craft Units, 107 Rural Textile Centres under Khadi industries during 2012-13 employing 610 men and 1240 women.

VILLAGE INDUSTRIES:

In the State, there were 3,837 village industries in 2012-13. It was expected to increase to 3943 in 2013-14 employing 6,213 workers and 6,355 workers respectively. The value of production of the village industries was of the order of Rs.42.27 crore in 2012-13.

13.15 IT/ITES SECTOR

India has emerged as one of the most important destination for providing world class technology and business services. Indian IT-ITeS industry has shown a consistent growth in past 5 years following a CAGR of 13%. The growth is mainly driven by exports and it contributes to more than 70% of the total revenue earned by the industry. The IT & ITeS sector contribution to Country's GDP increased from a meagre 1.2% in 1998 to 8.1% in 2013. The industry is poised to reach USD 300 Billion by 2020. The Domestic market is slated to reach USD 75 Billion by 2020. This is will require a CAGR of 15% over the next 6 years.

IT & ITeS Industry is a major contributor to the service sector in the State. Chennai has about 1780 IT units, employing about 400,000 professionals. Tamil Nadu accounts for more than 10% of the total IT exports carried out from India. This is majorly due to the presence of IT Giants like TCS, HCL, Wipro, Tech Mahindra, IBM, Cognizant etc. in the state. The state is the Fourth Largest Software exporter in India. The Service Sector has been contributing to >60% of the State's GSDP since past decade. According to Software Technology Parks of India (STPI), Chennai, the number of registered software units in Tamil Nadu has increased from 1114 in 2004-05 to 1780 in 2012-13 providing employment to more than 3.75 lakh professionals.

The total cumulative FDI inflow in Tamil Nadu for the period 2000-2014 has been USD 16 Billion. Tamil Nadu State ranks 3 rd in IT-ITeS sector investment, accounting for around ~11% of the total. LP Cube Systems Pvt. Ltd, Singapore is the top investor accounting for more than 57% of the total FDI received in IT & ITeS Sector in Tamil Nadu. There are about 1780 IT units in Tamil Nadu. Tamil Nadu is the 4th largest software exporter in India

The following presence of major IT giants reiterates the fact that it is one of the most preferred destination in India

TATA, WIPRO, HCL, COGNIZANT, HEXAWARE, IBM, SUTHERLAND, ACCENTURE, HONEYWELL TECHNOLOGY, INFOSYS, MAHINDRA TECH, SYNTEL, WNS GLOBAL SERVICES, etc.

➤ Exports of Computer Software and Electronic Goods – USD Million

2011-12	8870
2012-13	11350
2013-14	12380

- Exports of Software and electronic goods have grown at CAGR 18% over the last 3 years
- State Government is establishing an IT Investment Region near Chennai covering an area of 1600 sq. km with a total investment of USD 1.7 billion. Land acquisition has been initiated.
- TIDEL Park, with a total area of 1.28 million sq. ft is the largest in India
- 22 approved IT parks
- Over 1780 software units in the State
- Full fledged wide area network and data centre (largest bandwidth in India – 13.52tbps)
- Land identified for setting up Indian Institute of Information Technology (IIIT)
- 28 operational IT Special Economic Zones in State
- Tamil Nadu accounts for more than 10% of the total IT exports carried out from India.
- Software services are the highest contributor to the exports accounting for more than 40%.
- There are 28 operational SEZs for ITITeS in the State. Around 234 IT Parks are in the Pipeline with a built-up space of 131 million sq. feet in Tamil Nadu
- The annual intake of Engineering institutes at under graduate level is 2.5 lakh students. Out of this total around 90,000 students specialize in IT, Computer Science & electronics telecommunication.
- Presence of 3 Submarine cables in Tamil Nadu enables the privilege of very high speed utilization (14.8 Tbps) in India

Investment opportunities in Tamil Nadu

- Cloud based services and solutions
- Hardware manufacturing
- Urban and rural planning - using GIS, remote sensing
- Knowledge process outsourcing
- Data/computer centers
- E-Governance initiatives
- IT based education and training

Rural BPO Policy 2012

- Capital subsidy of 20% on Capital Investments subject to employment of atleast 50 trained people in that unit
- Training subsidy of INR 1500 per person per month
- Transport facility for the BPO
- Exemption from payment of SD/EMD and cost of tender

13.16 HEAVY ENGINEERING SECTOR

- Tamil Nadu ranks 2nd in 'General Purpose' and 'Special Purpose Machinery' with 18% and 11% contribution to total India's output respectively
- The State also ranks 5th in 'heavy electrical machinery' sector contributing 6% to total India's output in this segment
- Major Engineering companies in Tamil Nadu:

CAT, ASHOK LEYLAND, TOSHIBA, GAMESA, BHEL, JOHN DEERE, WINWIND, DOOSAN, TIMKEN, ALSTOM, KOBELCO, MITSUBISHI, KOMATSU, RRB, BONFIGLIOLI

Heavy Machinery in Tamil Nadu (US \$ Million)

Year	General Purpose machinery	Special Purpose machinery	Heavy Electrical machinery
2008-09	1770	1383	409
2009-10	4389	1217	920
2010-11	3241	1655	1524
2011-12	3833	2282	962

Coimbatore is a major hub for the manufacture of textile machinery in India. Coimbatore also produces about 60% of India's requirements of domestic and agricultural pump sets. Some of the major motor pump manufacturers in Coimbatore are Suguna Motor and Pumps, CRI Pumps, Mahendra Pumps, etc. Some of the key machines manufactured are:

- ✓ **Knitting and Spinning Machines**
- ✓ **Textile Testing Equipments**
- ✓ **Wrapping Machine**

The city's manufacturing houses also specialize in the manufacture of industrial pumps. The motor and pump industry supplies over 40% of India's requirements. Coimbatore also contributes to 21% of manufacture of castings in India

Kancheepuram and Chennai are two prime locations where upcoming projects in heavy engineering sector are being planned/under implementation. Investment to the tune of Rs. 3,660 crore is anticipated. Over the past decade, investment to the tune of USD 1430 Million has taken place in Tamil Nadu. These projects (86% of completed projects) are predominantly concentrated around Thiruvallur, Tiruchirappalli, Chennai, Kancheepuram and Dharmapuri.

Opportunities for investment

- ✓ Heavy electrical machinery sector is projected to grow at an average CAGR of 17% for the next 10 years
- ✓ Coimbatore –Salem Industrial Corridor – Manufacturing and Business Investment Region I & II
- ✓ Madurai- Thoothukudi Industrial Corridor – Manufacturing and Business Investment Regions – I

- ✓ Heavy Engg. Industrial Park at Tiruvallur
- ✓ All the key segments of General purpose machinery sector are projected to grow at strong growth rates till 2017

13.17 FOOD PROCESSING

Tamil Nadu is one of the top three producers of a variety of fruits in India and the second largest producer of poultry and dairy products in India. The state is the largest producer of banana in the country and third largest producer of tea and coffee in the country. Tamil Nadu is

- ✓ **2nd largest producer of poultry and dairy products in India**
- ✓ **No.1 producer of banana in the country**
- ✓ **3rd largest producer of tea and coffee in the country**

The State has 5 existing agro export zones, one upcoming food park in Tuticorin Distt. and one upcoming food processing industrial park in Dindigul Distt.

Tamil Nadu's food processing output (US \$ billion)

2008-09	4.71
2009-10	5.47
2010-11	5.97
2011-12	7.82
2012-13	8.10

Tamil Nadu's Export on Agro and processed food (US \$ million)

2011-12	1270
2012-13	1370
2013-14	1490

Food processing in Tamil Nadu has grown at a CAGR of 14% from FY09-FY13. Seafood and Spices are among the major agricultural export items of Tamil Nadu.

- With rich agro resource endowments, Tamil Nadu offers excellent potential for Food processing industries.
- No industrial licence is required for almost all food processing industries with the exception of items like beer, potable alcohol and wine, cane, sugar, hydro generated animal fat and oil etc.
- Capital goods are freely importable including second hand ones in food processing sector.
- Tamil Nadu with Seven agro-climatic conditions and varied soil types is better placed for production of fruits, vegetables, spices, plantation crops, flowers, medicinal and aromatic plants. Tamil Nadu is one of the largest producers of agro and horticulture products in India.
- There are 41 Sugar Mills in Tamil Nadu comprising of 16 Sugar Mills in Co-operative Sector, 3 Sugar Mills in Public Sector and 22 Sugar Mills in Private Sector. Presently 38 Sugar Mills are functioning. During 2007-08, sugar cane was cultivated in 2.89 Lakh Hectares of land and production was 229.68 Lakh MT (166.49 lakh MT in 2008-09) yielding sugar output of 21.41 Lakh MT (16.16 Lakh MT in 2008-09).
- SIPCOT has promoted a Food Park at Nilakottai near Dindigul. Government is promoting Agro Processing clusters in industrial parks and special economic zones keeping in view value-addition of meat and seafood (Ramanathanpuram), Poultry products (Namakkal), Turmeric (Erode), Sago

(Salem), Bananas (Trichy), Mangoes (Krishnagiri), Cashew (Panruti), Palm products, Medicinal plants and seafood (Thoothukudi), Milk Products, Grapes (Theni), etc.

- State Agriculture Department is setting up an Agri Export Zone for cashew at Cuddalore district covering Cuddalore, Thanjavur, Perambalur, Pudukottai and Sivaganga districts at a project cost of Rs.16.54 Crores. The project is being implemented through an Associate Sector Joint Venture Company, M/s.Sattva Agro Expo Private Limited. Phase I of the project includes Raw Cashew Nut Processing, Common Processing and Pack House (CPPH) and is nearing completion.
- Standalone SME cold storages for agro processing shall be provided power tariff subsidy of 30%, 20% and 10% in the first, second and third year of commercial operation. 100% exemption from payment of Electricity Tax shall be provided for all new agro-processing units for a period of 5 year from the date of commercial production.

Major Players in Tamil Nadu

- ✓ Epee Group
- ✓ Britannia
- ✓ Hindustan Unilever
- ✓ Coca Cola
- ✓ Lotte
- ✓ Mondelez International
- ✓ Nestle
- ✓ Hatsun
- ✓ Cavin Care
- ✓ Aavin
- ✓ Agrimarine
- ✓ Suguna Foods
- ✓ SKM Engg. products
- ✓ Field Fresh foods Pvt. Ltd.

Opportunities for Investment in Tamil Nadu

- ✓ Beverages
- ✓ Meat and poultry processing
- ✓ Export oriented processing
- ✓ Post harvest Technology and Management units
- ✓ Agriculture/horticulture
- ✓ Food and Agri business parks
- ✓ Solar Applications in Agriculture & Processing Machineries
- ✓ Micro & Small Industry Applications
- ✓ Solar Driers

74.66 Acres of Land is available as on 28.02.2015 for allotment in DTA (Domestic Tariff Area) New industrial parks for Food Processing Industries at Dindigul, Theni, Virudhunagar Districts with common facilities like cold storage and warehouse. Upcoming projects are Pearl City Food port SEZ near Tuticorin and Marine based industries at Thoothukudi and Kanyakumari.

The product wise ranking and production is furnished below:-

Product	Ranking of Tamil Nadu at All India level	Production (2012-13)
Banana	1	47.75 lmt
Fruit	4	4.83 mmt
Sugarcane	4	317.60 lmt
Rice	9	40.49 lmt
Turmeric	2	1.90 lmt
Spices	6	0.85 mmt
Tea	3	174.70 mmt
Coffee	3	18775 lmt
Loose flowers	1	2.61 lmt
Vegetables	9	6.15 mmt

CONTACT DETAILS FOR INVESTORS ASSISTANCE/QUERY

Government of Tamil Nadu
Industries Department
Phone: 91-44-25671383 Fax: 91-44-25670822
Email: indsec@tn.gov.in, jsindgim@tn.gov.in

Tamil Nadu Industrial Guidance and Export Promotion Bureau
19-A, Rukmini Lakshmipathy Road,
Egmore, Chennai-600 008
Phone: 91-44-2855 3118
Email: directorguidance@gmail.com

14. STATE PUBLIC SECTOR UNDERTAKINGS (SPUs)

The State Public Sector Undertakings (SPSUs) in the State are commanding heights of economy. They provide an indispensable service to the public in the form of basic services like water supply, transport, electricity, housing, public distribution system, industrial infrastructure, financial services, and agriculture and manufacturing activities including construction activities. They are grouped under 10 major groups as per the functions provided by them.

Sector
Agri. & Allied activities
Construction
Development (Industries and finance)
Development (others)
Manufacturing
Mining
Passenger Transport
Other Transport
Trading
Miscellaneous

The list of SPUs along with Central Public Sector Undertakings (Head Office/Regional Office) in Tamil Nadu are given at Annexure.

15. MICRO, SMALL & MEDIUM ENTERPRISES (MSMES) – TAMIL NADU

The Small Industries Department was carved out of the Industries department with effect from 14.07.93. Consequent to the enactment of the Micro Small & Medium Enterprises Development Act 2006 on 02.10.2006, the department was renamed as Micro Small and Medium Enterprises Department (MSME Department) in consonance with the Government of India Policy from 22.02.2008.

As per the MSME Act 2006, the enterprises are classified into Manufacturing and Service enterprises based on their investment in plant and machinery/ equipment (excluding land and buildings) as indicated below:-

Manufacturing Enterprises

Micro	Manufacturing Enterprises	Upto Rs. 25 Lakh
Small	Manufacturing Enterprises	Above Rs.25 Lakh and upto Rs.5 Cr.
Medium	Manufacturing Enterprises	Above Rs. 5 Crore and upto Rs.10 Crore

Service Enterprises

Micro	Service Enterprises	Upto Rs. 10 Lakh
Small	Service Enterprises	Above Rs.10 Lakh and upto Rs.2 Cr.
Medium	Service Enterprises	Above Rs.25 Crore and upto Rs.5 Crore

The Micro, Small and Medium Enterprises (MSMEs) constitute a very important segment of the Indian economy. Today, it accounts for nearly 45% of the gross value of output in the Manufacturing Sector and over 40% of the total exports from the country. In terms of value added this sector accounts for about 40% of the value addition in the Manufacturing Sector.

The sector's contribution to employment is second highest next to agriculture. It has been estimated that every one lakh rupees of investment in fixed assets in the MSMEs sector generates employment for about 0.21 persons as per IV All India Census of MSMEs.

The capability of Indian MSME products to compete in international markets is reflected in its share of about 40% in national exports. In case of items like readymade garments, leather goods, processed foods, engineering items, the performance has been commendable both in terms of value and their share within the MSME sector while in some cases like sports goods etc., they account for 100% share to the total exports of the sector. Further as per the Fourth All India Census of MSMEs (2006-07), Tamil Nadu accounts for 14.95 per cent of the total number of operational MSMEs in India. Also, 15.24 per cent of India's micro enterprises are located in the state (the highest among all states).

The MSME sector has a major contribution to the economy of Tamil Nadu. The state accounts for 11.10 lakhs registered MSMEs, with a total investment of more than Rs.91,480 /- crores. The Growth of MSME in the state is seen from the table as follows:

Year	Number of units	Investment (Rs. In crore)	Production (Rs. In crore)	Employment (in Numbers)
2011-12	70758	7429.59	15496.00	502381
2012-13	90974	8751.54	17503.08	583436
2013-14	116393	18939.87	16832.25	494990
2014-15	143104	24349.65	45328.19	651180

Further as per the Fourth All India Census of MSMEs (2006-07), Tamil Nadu accounts for 14.95 per cent of the total number of operational MSMEs in India. Also, 15.24 per cent of India's micro enterprises are located in the state (the highest among all states). This sector provides employment to about 63.18 Lakh persons and accounts for a total investment of Rs.67,130 crore. MSMEs in Tamil Nadu produce over 6000 varieties of products including engineering products, electrical, electronics chemicals, plastics, steel, cement, paper, matches, textiles, hosiery, readymade garments etc.

To boost the sector, the state government has drawn up the Tamil Nadu Vision 2023, whose focus areas will be access to finance, technology and markets; a conducive regulatory and policy environment; and infrastructure availability. The vision document has suggested a strategy for effectively addressing the above issues through a combination of policy measures, skill development and infrastructure facilities. Measures such as cluster development will also be adopted in implementing focused initiatives to make MSMEs competitive. The cluster development initiative will include both ancillary clusters, based on large mother industries, and stand-alone clusters.

It has also been planned to generate direct and indirect employment opportunities to 15 Lakh persons. During the first 2 years (2012-13 & 2013-14) of XII Five Year Plan, employment opportunities have been created for 6.82 lakh persons in the state as detailed below:

Year	Employment generated
2012-13	3,38,435
2013-14	3,43,665
Total	6,82,100

CLASSIFICATION OF MSMES IN TAMIL NADU (2012-13)

Code No.	Classification of SSI/MSMEs	Total Number	% share to total	Ranked for Total Number	Highest no. of corresponding units concentrated by the District	% share to corresponding total
15	Food products	67158	7.89	3	(Erode) 6079	9.05
16	Beverages, Tobacco Products	3052	0.36	16	(Erode) 628	20.57
17	Cotton Textiles, Wool, Silk, Synthetic, Fibre Textiles, Silk products	56288	6.61	5	(Salem) 12025	21.36
18	Hosiery & Readymade Garments products	173501	20.38	2	22577 (Coimbatore)	13.01
19	Leather & fur products	17605	2.07	13	3083 (Chennai)	17.51
20	Wood & Wood Products	27722	3.26	9	5674 (Virudhunagar)	20.47
21 & 22	Paper & Paper products	49246	5.79	6	11976 (Chennai)	24.32
23 & 24	Chemical & chemical products	27556	3.24	10	5448 (Virudhunagar)	19.77
25	Rubber & plastic products	28497	3.34	8	5895 (Chennai)	20.69
26	Non-metallic mineral products	25034	2.94	11	2126 (Salem)	8.49
27	Basic mineral products	13499	1.59	15	2522 (Chennai)	18.68
28	Metal products and parts	63159	7.42	4	12620 (Thiruvallur)	19.98
29	Machinery & parts except electrical products	45254	5.32	7	10269 (Coimbatore)	22.69
31	Electrical machinery & apparatus	20106	2.36	12	3684 (Chennai)	18.32
35	Transport equipment and parts	15175	1.78	14	2628 (Chennai)	17.32
93	Other servicing industries	218272	25.65	1	60885 (Chennai)	27.89
	Grand Total	851124	100.00			

Source: Director of Industries and Commerce, Government of Tamil Nadu

GROUP/ACTIVITY WISE NUMBER OF MSMES REGISTERED WITH DICS

2014-15

S. No	NIC 2004	NATURE OF ACTIVITY	NO. OF UNITS REGISTERED WITH DIC
1	1	Agriculture, Hunting and Related Service Activities	378
2	2	Forestry, Logging Related Service Activities	75
3	5	Fishing Aquaculture and Service Activities Incidental to Fishing	234
5	11	Extraction of Crude Petroleum & Natural Gas, Service Activities incidental to Oil & Gas	22
6	12	Mining of Uranium and Thorium Ores	37
7	13	Mining of Metal Ores	10
8	14	Other Mining and Quarrying	23
9	15	MFG of Food Products and Beverages	8818
10	16	MFG of Tobacco Products	16
11	17	MFG of Textiles	10360
12	18	MFG of Wearing Apparel Dressing & Dyeing of Fur	12331
13	19	MFG of Leather & Leather Products	2302
14	20	MFG of Wood & Wood products	2114
15	21	MFG of Paper & Paper Products	2335
16	22	Publishing, Printing & Reproduction of Recorded Media	2630
17	23	MFG of Coke & Refined Petroleum Products & Nuclear Fuel	178
18	24	MFG of Chemical & Chemical Products	2283
19	25	MFG of Rubber & Plastic Products	2705
20	26	MFG of other Non-Metallic Mineral Products	2544
21	27	MFG of Basic Metals	2073
22	28	MFG of Fabricated Metal Products	7814
23	29	MFG of Machinery & Equipments	5928
24	30	MFG of Office, Accounting & Computing Machinery	368
25	31	MFG of Electrical Machinery & Apparatus NEC	1618
26	32	MFG of Radio, Television and Communication equipment and Apparatus	957
27	33	MFG of Medical , Precision and Optical Instruments, Watches and Clocks	716
28	34	MFG of Motors Vehicles, Trailers and Semi-Trailers	981
29	35	MFG of Other Transport Equipment	670

CONTD....

S.No.	NIC 2004	NATURE OF ACTIVITY	NO. OF UNITS REGISTERED WITH DIC
30	36	MFG of Furniture Manufacturing NEC	2706
31	37	Recycling	658
32	40	Electricity, Gas, Steam and Water	1185
33	41	Collection, Purification and Distribution of Water	1205
34	45	Construction	464
35	50	Repair & Maintenance of Motor Vehicles, Retail sale of Automotive fuel	3741
36	51	Wholesale of Trade & Commission Trade	9699
37	52	Repair & Maintenance of Personal & Household Goods Retail Trade	8874
38	55	Hotel and Restaurants	2657
39	60	Land Transport via Pipelines	2520
40	61	Water Transport	19
41	62	Air Transport	31
42	63	Supporting & Auxiliary Transport & Travel Agent Activities	649
43	64	Post and Telecommunication	565
44	65	Financial intermediation, Except Insurance & Pension Funding	944
45	66	Insurance & Pension Funding Except Compulsory Social Security	13
46	67	Activities Auxiliary to Financial Intermediation	189
47	70	Real Estate Activities	1453
48	71	Renting of Machinery & Equipment without Operator & of Personal & Household Goods	341
49	72	Computer & Related Activities	8101
50	73	Research and Development	176
51	74	Other Business Activities	17019
52	75	Public Administration & Defense Compulsory Social Security	99
53	80	Education	736
54	85	Health & Social Work	1457
55	90	Sewage & Refuse Disposal, Sanitation & Similar Activities	87
56	91	Activities of Membership Organization NEC	237
57	92	Recreational, Culture & Support Activities	1593
58	93	Other Service Activities	4114
59	95	Activities of Private Households as Employers of Domestic Staffs	95
60	96	Undifferentiated Goods Producing activities of Private Households for Own use	38
61	97	Undifferentiated Service Producing activities of Private Households for Own use	840
62	99	Extra Territorial Organisation & Bodies	79
		Total	143104

DISTRICT WISE REGISTERED MSMEs IN TAMIL NADU FROM 2011 TO 2015

S.No.	Name of the District	NUMBER OF REGISTERED MSMEs				Total
		2011-12	2012-13	2013-14	2014-15	
1.	Ariyalur	0	310	316	386	1012
2.	Chennai	18166	22094	28133	34358	102751
3.	Coimbatore	6370	8091	10659	13305	38925
4.	Cuddalore	1129	1212	1281	1400	5022
5.	Dharmapuri	311	754	752	826	2943
6.	Dindigul	392	1236	1334	1440	4902
7.	Erode	3096	3653	4584	5462	16795
8.	Kancheepuram	5275	8769	12745	16509	43298
9.	Kanyakumari	1399	1502	1977	2500	7378
10.	Karur	985	1208	1272	1409	4874
11.	Krishnagiri	1063	1187	1598	2241	6089
12.	Madurai	3681	4596	5031	6366	19674
13.	Nagapattinam	505	586	763	771	2625
14.	Namakkal	1204	1682	1827	2049	6762
15.	Perambalur	300	301	490	590	1681
16.	Pudukkottai	648	735	351	399	2133
17.	Ramnad	254	503	994	880	2631
18.	Salem	2773	3151	551	645	7120
19.	Sivaganga	528	764	3687	4650	9629
20.	Thanjavur	813	934	804	888	3439
21.	The Nilgiris	351	506	1090	1256	3203
22.	Theni	766	949	1001	1159	3875
23.	Thiruvallur	6809	9940	2280	2510	21539
24.	Thiruvannamalai	565	753	13368	16107	30793
25.	Thiruvarur	316	364	847	942	2469
26.	Thoothukudi	1001	1254	556	606	3417
27.	Tirunelveli	1048	1354	1340	1421	5169
28.	Tiruppur	3870	4430	8484	13029	29313
29.	Trichy	1505	2136	1724	1936	7301
30.	Vellore	1545	2001	2331	2440	8317
31.	Villupuram	1009	1303	1415	1542	5269
32.	Virudunagar	2281	2716	2802	3082	10881
33.	Total	70758	90974	116393	143104	421229

HIGH ORDRE OF ACTIVITY FOR EM-II REGISTRATION BY MSMES OF TOP FIVE DISTRISTRCTS 2014-15

S. NO.	NATURE OF ACTIVITY	CHE NNAI	COIM BATORE	KANCHEE PURAM	TIRU VALLUR	TIRU PPUR	TOTAL
1	MFG of Wearing Apparel Dressing & Dyeing of Fur	450	440	760	1275	5438	12331
2	MFG of Textiles	708	990	80	1347	2755	10360
3	Wholesale of Trade & Commission Trade	3734	2344	1174	--	--	9699
4	Repair & Maintenance of Personal & Household Goods Retail Trade	1103	2102	1875	400	--	8874
5	MFG of Food Products and Beverages	1162	194	1112	969	654	8818
6	Computer & Related Activities	1832	471	476	1991	553	8101
7	MFG of Fabricated Metal Products	703	1267	369	2484	135	7814
8	MFG of Machinery & Equipments	36	1100	532	2411	789	5928
9	Repair & Maintenance of Motor Vehicles, Retail sale of Automotive fuel	1356	181	624	--	--	3741
	Total	34284	13325	16529	16137	13065	143104

It may be seen from the above that Manufacturing of Apparel wearing and Dressing tops the list of preferred activity and the concentration is more at Tiruppur with 44%. The preferential activity is followed by Textile (again with high concentration at Tiruppur with 26.60%), food products,

GROWTH TREND

The table given below indicates the trend in growth of micro, small and medium enterprises during the last ten years and the level of investment, employment, etc, it has created:-

Year	No.of Units	Investment (Rs.Cr.)	Production (Rs.Cr.)	Employment (in Nos.)
2004-05	16253	1105.81	4556.97	60280
2005-06	20399	1705.20	4414.87	67800
2006-07	19201	714.41	2067.87	110026
2007-08	27209	2547.14	8739.95	242855
2008-09	32049	3557.89	13354.86	294255
2009-10	41799	3214.22	10880.01	151743
2010-11	57902	5872.37	12500.86	405233
2011-12	70758	7429.59	15496.00	502381
2012-13	90974	8751.54	17503.08	583436
2013-14	116393	18939.87	16832.25	494990

17. ROLE OF DEPTT. OF MSME – GOVT. OF TAMIL NADU

The Department of MSME Govt. of Tamil Nadu has following six major organisations under its ambit for promotion of MSMEs in the State of Tamil Nadu.

- a. **The Commissionerate of Industries and Commerce**
- b. **The Tamil Nadu Small Industries Development Corporation Limited (SIDCO)**
- c. **The Tamil Nadu Small Industries Corporation Limited (TANSI)**
- d. **The Entrepreneurship Development Institute (EDI)**
- e. **Tamil Nadu Small Tea Growers Industrial Cooperative Tea Factories Federation (Indcoserve)**
- f. **Salem Starch and Sago Manufacturers Service Industrial Cooperative Society Ltd. (Sagoserive)**

The Commissionerate of Industries and Commerce provides all escort and hand holding support to entrepreneurs through District Industries Centres. Tamil Nadu Small Industries Development Corporation Limited (SIDCO) provides industrial plots/sheds and other infrastructure facilities for MSMEs. TANSI undertakes manufacture of wooden and steel furniture, hand pumps, EB line materials. The Entrepreneurship Development Institute, popularly called EDI was constituted by the Government with the aim of catering to the training needs of Micro, Small and Medium Enterprises. Tamil Nadu Small Tea Growers Industrial Cooperative Tea Factories Federation called 'Indcoserve' was established in 1965 at Coonoor, to market the products of member tea factories to get better prices. Salem Starch and Sago Manufacturers Service Industrial Cooperative Society Ltd. popularly known as 'Sagoserive' facilitates to market the products, and also provides ware-housing and credit facilities to its members

The Commissionerate of Industries and Commerce is the State level agency for the development of industries in general and Micro Small and Medium Enterprises in particular. Industries Centres (DICs) are functioning in all the (32) Districts under the control of this Commissionerate.

In Chennai, the Regional Joint Director heads the District Industries Centre. District Industries Centres facilitate prospective entrepreneurs in starting and sustaining Industrial enterprises and provide a variety of escort services to the entrepreneurs like, identification of viable activities, preparation of project profiles, obtaining financial assistance from various banks/financial institutions and Statutory clearances from Government Departments, sanction and disbursement of eligible subsidies and facilitation in obtaining payments in delayed cases.

DISTRICT INDUSTRIES CENTRE (DIC)

The District Industries Centre (DIC) functions under the Department of Industries and Commerce, Govt of Tamil Nadu. The primary objective of the DIC is to generate employment by way of promoting Micro, Small and Medium Enterprises (MSMEs), Cottage and Handicrafts Industries. The packages of services offered by the District Industries Centre are Multidimensional and need based for facilitating industrial growth in respect of new and graduating enterprises. The DIC is headed by General Manager who is supported by functional Managers, technical and non-technical Officers. All the promotional activities/Schemes of the Department of MSME including various incentives/subsidies, are implemented through this DIC. Each District of the State is having a DIC headed by General Manager.

ENTREPRENEURSHIP DEVELOPMENT INSTITUTE (EDI)

Entrepreneurship Development is a key aspect of employment generation and equitable economic growth. To encourage youngsters to take up entrepreneurial challenge, appropriate institutional support is required to become a dynamic institution that will motivate and train young entrepreneurs particularly first generation entrepreneurs. Established in 2001, the Entrepreneurship Development Institute (EDI), Chennai functions under the Department of Industries and Commerce, Govt of Tamil Nadu imparts need based training, by using competent faculty, quality teaching & training material to spearhead an effective entrepreneurship movement in the State of Tamil Nadu. EDI is partnering with the best HR and training companies in the country to deliver these programs. These companies have experienced trainers in specific domains who will be able to deliver the programs in an effective manner.

The contact details of the District Industries Centres (DICs) are given in Annexure.

FILING OF ENTREPRENEURSHIP MEMORANDUM (EM)

The filing of an Entrepreneur Memorandum is optional for micro and small manufacturing/ service enterprises and medium service enterprises, but compulsory for medium manufacturing enterprises as per the MSMED Act, 2006. Any person who intends to start a micro or small enterprise may file this memorandum, on a voluntary basis, in the prescribed format with the General Manager, District Industries Centre of the concerned District / the Regional Joint Director of Industries and Commerce, in Chennai.

The Department has introduced an user friendly system for the 'Online' filing of the Entrepreneur Memoranda, Part I and II, by which any MSME entrepreneur can log on to the website www.msmeonline.tn.gov.in and file application through online and obtain the EM Acknowledgement instantly, without visiting the District Industries Centres. From August 2013 onwards, the issue of Entrepreneur Memorandum Part I and Part II has been made 100% online.

This scheme of online filing has evoked a good response from the entrepreneurs. It may be noted that 4,08,605 Entrepreneur Memoranda (Part-I) and 3,22,182 Entrepreneur Memoranda (Part-II) have been issued through online as on 31.03.2014.

18. GROWTH OF MSMES IN TAMIL NADU

Tamil Nadu has witnessed a steady increase in number of EM-II Filed by MSMEs with Directorate of Industries and Commerce from 2007-08 as may be seen from the table given below:-

NO. OF REGISTERED MSMES/EM-II FILED WITH DIRECTORATE OF INDUSTRIES AND COMMERCE

Year	No. of EM.II filed
2007-2008	27309
2008- 2009	32049
2009-2010	41799
2010-2011	57902
2011-2012	70639
2012-2013	90974
2013-2014	116393
2014-2015	143104

GROWTH RATE OF REGISTERED MSMES/ EM-II FILED WITH DIRECTORATE OF INDUSTRIES AND COMMERCE

Year	% of growth
Growth rate over 2008-09	17.36
Growth rate over 2009-10	30.42
Growth rate over 2010-11	38.52
Growth rate over 2011-12	22.00
Growth rate over 2012-13	28.78
Growth rate over 2013-14	27.94
Growth rate over 2014-15	22.94

**CATEGORY WISE NO. OF MSMEs REGISTERED/ EM-II FILED WITH
DIRECTORATE OF INDUSTRIES AND COMMERCE**

YEAR	NO. OF EM-II FILED BY MSMEs WITH DISTRICT INDUSTRIES CENTRE			
	MICRO	SMALL	MEDIUM	TOTAL
2007-08	24520	2749	40	27309
2008-09	28232	3582	235	32049
2009-10	33613	7353	833	41799
2010-11	48730	8471	701	57902
2011-12	55932	12373	2334	70639
2012-13	55880	20336	4758	90974
2013-14	75660	34358	6375	116393
2014-15	90487	45440	7177	143104

**NO. OF MSMEs REGISTERED/EM-II FILED BY MSMEs WITH DISTRICT
INDUSTRIES CENTRE AND PERCENTAGE OF SHARE TO TOTAL MSMEs
REGISTERED FOR TOP FIVE DISTRICTS – 2014-15**

S.NO.	TOP FIVE DISTRICTS	NO. OF MSMEs FILED EM-II WITH DIC	% TO TOTAL NO. OF MSMEs FILED EM-II WITH DIC
1	CHENNAI	34284	23.96
2	KANCHEEPURAM	16529	11.55
3	TIRUVALLUR	16137	11.27
4	COIMBATORE	13325	9.30
5	TIRUPPUR	13065	9.13
	TOTAL	143104	65.21

The No. of new Enterprises filed EM Part II and the major activities for the corresponding year are as follows:

Sl.No.	Year	No.of Enterprise filed EM Part II	Prominent Activity
1.	2011-12	28869	Fabricated metal products, Wearing apparel Textiles ,Food products
2.	2012-13	32913	Wearing apparel, Fabricated metals Food products, Textiles, Machinery Equipments
3.	2013-14	40832	Fabricated metals, Wearing apparel Textiles, Food products, Machinery Equipments.
4.	2014-15	46626	Wearing Apparel, Textiles, Food & Beverages Fabricated metals

It may be seen from the above that 65% of the share of total MSMEs registered during 2014-15 has been made in the above five districts alone.

19. SUBSIDY SCHEMES/INCENTIVES FOR MICRO MANUFACTURING ENTERPRISES

The Government of Tamil Nadu had introduced an Exclusive Policy for Micro, Small and Medium Enterprises to provide logistic framework for achieving annual employment growth rate in MSMEs. The policy framework also provides for incentives like infrastructure development, technology upgradation, skill development, marketing support, regulation and implication, administrative reforms and rehabilitation of sick enterprises to develop MSMEs in the State.

In order to promote the MSMEs' in the State, the Government of Tamil Nadu provides various incentives/subsidies to the MSMEs and encourages them to function on a sustainable basis.

- Micro, Small and Medium Manufacturing Enterprises established in 251 industrially backward blocks, all industrial estates promoted by the Government and Government Agencies like SIPCOT, SIDCO, etc., (excluding Industrial Estates located within a radius of 50 Kms from Chennai city centre) and agro based enterprises set up in all the 385 Blocks in the State are eligible for the following package of incentives. The list of blocks are given in annexure.
- 25% capital subsidy on the value of eligible plant and machinery subject to a maximum of Rs.30 lakh.
- 5% additional employment intensive subsidy on the value of eligible plant and machinery for providing employment to 25 workers for 3 years within the first 5 years from the date of commencement of commercial production, subject to a maximum of Rs.5 lakh.

- 5% additional capital subsidy on the value of eligible plant and machinery for enterprises set up by women, SC/ST, differently abled and transgender entrepreneurs subject to a maximum of Rs.2 lakh.
- 25% additional capital subsidy on the value of eligible plant and machinery installed to promote cleaner and environment friendly technologies subject to a maximum of Rs.3 lakh, if certified by the Tamil Nadu Pollution Control Board.
- 20% low tension power tariff subsidy for the first 36 months from the date of commencement of commercial production or from the date of power connection whichever is later.
- The marketing support is extended by the State Government to Micro and Small manufacturing enterprises by allowing waiver of Tender Fee, Earnest Money Deposit for participation in tenders, granting 50% of hall rent for participation in exhibitions within the 29 State and also in other States by MSME Associations and also by extending support for marketing under a common banner or brand name

A Special Capital Subsidy of 25% on the eligible plant and machinery subject to a maximum of Rs.30 lakh is extended to 13 thrust sector enterprises setup anywhere in the State viz., Electrical and Electronic Industry, Leather and Leather goods, Auto parts and components, Drugs and Pharmaceuticals, Solar Energy Equipment, Gold and Diamond Jewellery for exports, Pollution Control equipments, Sports Goods and Accessories, Cost effective building materials, Readymade Garments, Food Processing, Plastic and Rubber Industries

Micro, Small and Medium manufacturing enterprises anywhere in the State, which purchase Generator sets up to 320 KVA capacity are eligible for a Generator Subsidy at 25% of the cost of the generator set, subject to a maximum of Rs.5 lakh.

Back-ended interest subsidy at the rate of 3%, subject to a maximum of Rs.10.00 lakh for a period of 5 years is being provided to Micro, Small and Medium Manufacturing Enterprises for term loans up to Rs.1 crore obtained for Technology up-gradation / modernization and Credit Guarantee Fund Trust Scheme (CGFTS)

The marketing support is extended by Government to Micro and Small manufacturing enterprises by allowing waiver of Earnest Money Deposit for participation in tenders, granting 50% of hall rent for participation in exhibitions within the State and also in other States by MSME Associations and also by extending support for marketing under a common banner or brand name

Special Schemes for aspiring Entrepreneurs

The Government of Tamilnadu is implementing 2 schemes exclusively for the benefit of Youth, Viz, “Unemployed employment generation Programme” & “New Entrepreneur cum Enterprises Development scheme (NEEDS)”.

NEW ENTREPRENEUR CUM ENTERPRISES DEVELOPMENT SCHEME (NEEDS):

The new scheme, is being implemented from 2012 onwards for assisting educated youth to become first generation entrepreneurs. The selected entrepreneurs are being assisted to prepare their business plans and help to tie up with financial institutions to set up their new business ventures. The youth are also assisted with a capital subsidy at the rate of 25% of the project cost (not exceeding to Rs.25.00 lakhs),

with 3% interest subvention on bank loan by the Government. The minimum Project cost will be Rs.5.00 lakhs and maximum will be Rs.1.00 Crore. Total of 1000 beneficiaries are being trained every year and budget component of Rs.100.00 crores has been allocated for the scheme.

UNEMPLOYED YOUTH EMPLOYMENT GENERATION PROGRAMME (UYEGP):

The Govt. of Tamil Nadu has introduced a scheme called UNEMPLOYED YOUTH EMPLOYMENT GENERATION PROGRAMME (UYEGP) with an objective of mitigating the unemployment problems of socially and economically weaker sections of the society particularly the educated Unemployed youth to become self employed. Under the scheme, the youth shall set up a manufacturing / service / business enterprises for the project with a project cost upto Rs.5.00 lakhs, Rs.3.00 lakhs and Rs.1.00 lakh respectively with subsidy assistance of the State Government upto 25% of the project cost. The youth under general category shall contribute 10% of the Project cost and under special category (BC/MBC/SC/ST/Minority/Ex-serviceman/Transgender) 5% of the Project cost.

PRIME MINISTER EMPLOYMENT GENERATION PROGRAMME (PMEGP):

The Centrally sponsored PRIME MINISTER EMPLOYMENT GENERATION PROGRAMME (PMEGP) is also being implemented in Tamil Nadu to empower the entrepreneurs for setting up of micro enterprises. The scheme provides loan assistance of Rs.25.00 lakhs for setting up of manufacturing enterprises and Rs.10.00 lakhs for setting up of service enterprises. The DICs are one among the implementing agencies.

The number of youth and women benefited under these schemes are given below:

Sl.No	Year	NEEDS		UYEGP		PMEGP	
		Nos	Margin Money (Rs. in lakhs)	Nos	Margin Money (Rs. in lakhs)	Nos	Margin Money (Rs. in lakhs)
	YOUTH						
1.	2011-12	*	*	4750	1314.17	1560	2909.03
2.	2012-13	218	2385.76	4804	1466.31	1316	2258.40
3.	2013-14	456	4334.82	4657	1499.53	1036	2366.90
4.	2014-15	172	995.42	3465	1817.7	1256	2827.68
	WOMEN						
1.	2011-12	--	---	1187	367.96	548	1010.42
2.	2012-13	91	891.80	1441	439.89	484	803.99
3.	2013-14	146	1197.20	1536	494.84	352	751.79
4.	2014-15	60	334.64	848	441.12	457	974.79
	DIFFERENTLY ABLED						
1.	2011-12	---	---	95	26.28	29	17.26
2.	2012-13	-	-	96	29.33	21	16.82
3.	2013-14	-	-	93	29.99	14	23.18
4.	2014-15	-	-	69	36.35	13	14.62

*NEEDS Scheme introduced from 2012-13.

20. INDUSTRIAL ESTATES

The Government have established eight exclusive Industrial estates for Electrical and Electronic industries consisting of 517 Developed Plots and 140 Sheds. These industrial estates are located at Thiruvannamiyur (Chennai District), Perungudi (Kancheepuram District), Kakkalur (Tiruvallur District), Kappalur (Madurai District), Suramangalam (Salem District), Kalapatti (Coimbatore District), Hosur (Krishnagiri District) and Thuvakudi (Tiruchirappalli District).

Tamil Nadu Small Industries Development Corporation (TANSIDCO) is maintaining 35 Industrial Estates created by Government of Tamil Nadu and 62 Industrial Estates established on its own. Details are given at Annexure.

A transparent procedure is followed in allotting the sheds / plots by advertising the availability of shed/ plots in newspapers. 335 plots and 11 sheds were allotted to new entrepreneurs in the year 2013-14. Under this new policy allotment will be made on 30 years lease basis with an option to the entrepreneurs to buy the sheds / plots on outright purchase basis at the end of 30 years in the new Industrial Estates. 30% of the saleable area of the Industrial Estates are earmarked for Micro Enterprises. Priority is given in allotment of developed plots/sheds to the following categories:

- 30% for Women Entrepreneurs.
- 10% for Ex-servicemen
- 10% for SC/ST and Transgender

Priority in allotment will be given to the first generation entrepreneurs who have successfully completed Entrepreneurship Development Programme (EDP) training under NEEDS Scheme, on application, subject to availability. Among the 22 new Industrial Estates were announced to be established during the year 2011-14, five Industrial Estates have been established in Rasathavalasu (Tiruppur District), Mathur (Pudukottai Dist.), Vaniyambadi (Vellore Dist.), Virudhunagar(urban) (Virudhunagar Dist.), and Venmaniathur (Villupuram District).

The remaining 17 Industrial Estates are in various stages of completion 5 Women Industrial Estates were developed viz. Thirumullaivoil at Tiruvallur Distt., ii) Thirumudivakkam at Kancheepuram Distt, iii) Valavaanthankottai at Trichy Distt, iv) Karuppur at Salem Distt and v)_Kappalur at Madurai Distt.

OTHER FACILITIES PROVIDED FOR INDUSTRIES

TESTING FACILITIES

The Central Electrical Testing Laboratory, Kakkalur is catering to the needs of Micro, Small and Medium Electrical and Electronics Enterprises and Quality Marking Organizations.

Chemical Testing Laboratories

Five testing laboratories were set up at Chennai, Madurai, Coimbatore, Salem and Thoothukudi. These testing facilities are provided at 50% concession on testing charges to the Micro and Small Enterprises having Entrepreneur Memorandum Part-II issued by the Department of Industries and Commerce

Technical Training Institutes

- Government Technical Training Centre (GTTC) , Guindy, Chennai is running three year DME (Tool & Die) Course. DME (Tool & Die) DME (Refrigeration & Air-Conditioning)
- Institute of Tool Engineering(ITE), Dindigul running three year DME (Tool & Die) Course.
- Institute of Ceramic Technology, Vridhachalam offering 3.1/2 year Diploma Course in Ceramic Technology. This Instt. is set up at Industrial Estate at Vridhachalam for the benefit of Ceramic Manufacturers
- Government Scientific Glass Training Centre, Coimbatore giving two year practical training to students in the manufacture of Scientific Glass Apparatus and

Government Production Centre for Scientific Glass Apparatus, Coimbatore engaged in the manufacture of Scientific Glass Apparatus to cater the needs of glass wares for laboratories functioning under Agriculture and Forensic Science Department

21.MSME FACILITATION COUNCIL

The problem of delay in payment of bills for supplies made by MSEs was seriously considered by the Government of India and to protect the MSEs in getting payments in time, the Interest on Delayed Payment to Small Scale Industrial Undertakings, Act, 1993 was introduced. As provided under 17(a) of the amendment Act, the State Government constituted four Regional Industrial Facilitation Councils in the state one each at Chennai, Trichy, Madurai and Coimbatore covering various areas of jurisdiction.

22.CREDIT FLOW TO MICRO AND SMALL ENTERPRISES SECTOR

The Commercial Banks provide credit to the entrepreneurs establishing Micro and Small Enterprises. For the period from April 2013 to March 2014, an amount of Rs.18591.68 Crore and Rs.20775.23 Crore have been sanctioned as credit to Micro and Small Enterprises respectively, in the State. The disbursement made from April 2013 to March 2014 is Rs. 39366.91 Crore. The share of advance to Micro Enterprises to total Micro and Small Enterprises upto March 2014 is 47.23%.

The total number of commercial Bank Branches in Tamil Nadu is 8841 as of March 2014. Group wise spread of Bank branches in Tamil Nadu as of March 2014 is given below:

Sl.No.	Bank	No. of Branches				
		Rural	S. Urban	Urban	Metro	Total
1	State Bank Group	308	406	278	229	1221
2	Nationalised Banks	1554	1450	995	706	4695
3	Other Public Sector Banks	10	26	34	17	87
4	Private Sector Banks	626	939	478	356	2399
5	Regional Rural Banks	230	167	20	0	417
6	Foregin Banks	0	0	4	18	22
	GRAND TOTAL	2718	2988	1809	1326	8841

DISBURSEMENT TO MICRO & SMALL ENTERPRISES (MSE) FROM APRIL 2013 TO MARCH 2014

(Rs. lakh)

SL. No.	NAME OF THE BANK	MICRO ENTERPRISES		SMALL ENTERPRISES		% of Micro Enterprises in MSE
		No.	Amount	No.	Amount	%
1	Allahabad Bank	8140	6654.19	345	1804.69	78.67%
2	Andhra Bank	1132	12273.00	9180	39378.00	23.76%
3	Bank of Baroda	10632	34972.04	509	20018.27	63.60%
4	Bank of India	10181	44977.00	520	24112.00	65.10%
5	Bank of Maharashtra	59	512.00	0	0.00	100.00%
6	Canara Bank	80974	85606.83	7005	88965.44	49.04%
7	Central Bank of India	4336	14673.09	1249	17531.08	45.56%
8	Corporation Bank	16965	35241.03	4964	247312.88	12.47%
9	Dena Bank	1167	3979.00	75	2609.00	60.40%
10	Indian Bank	280959	237966.56	4048	43807.17	84.45%
11	Indian Overseas Bank	93946	217416.92	10109	233537.40	48.21%
12	Oriental Bank of Commerce	579	4212.50	205	9876.12	29.90%
13	Punjab National Bank	739	13307.25	261	82091.23	13.95%
14	Punjab & Sind Bank	133	438.53	65	2187.34	16.70%
15	Syndicate Bank	33674	45441.00	814	16280.00	73.62%
16	UCO Bank	31512	48532.00	813	2741.00	94.65%
17	Union Bank of India	8848	22854.38	2298	39763.30	36.50%
18	United Bank of India	77	1138.05	91	15513.80	6.83%
19	Vijaya Bank	9816	17627.90	1669	14947.53	54.11%
20	AXIS Bank	16191	40839.37	10895	107947.97	27.45%

SL. No.	NAME OF THE BANK	MICRO ENTERPRISES		SMALL ENTERPRISES		% of Micro Enterprises in MSE
		No.	Amount	No.	Amount	%
21	Catholic Syrian Bank Ltd.	77	4269.95	58	9314.14	31.43%
22	City Union Bank Ltd.	1310	22031.99	532	32561.21	40.36%
23	Dhanalakshmi Bank Ltd.	3158	51589.07	760	66821.44	43.57%
24	Federal Bank Ltd.	250	3839.33	236	8748.20	30.50%
25	HDFC Bank Ltd.	3689	38616.45	2713	85480.10	31.12%
26	ICICI BANK LTD.	7611	137066.60	5024	145668.00	48.48%
27	IDBI Bank Ltd.	6552	37175.15	7038	99857.57	27.13%
28	Indus Ind. Bank Ltd.	51794	44128.63	1577	30038.25	59.50%
29	Ing Vysya Bank Ltd.	212	294.74	8	178.47	0.00%
30	Jammu & Kashmir Bank Ltd.	3	8.10	4	39.57	0.00%
31	Karnataka Bank Ltd.	1011	18722.18	686	34438.27	35.22%
33	Karur Vysya bank	106821	87234.30	22688	54838.74	61.40%
32	Kotak Mahindra Bank Ltd	51213	75502.96	3667	50389.07	0.00%
34	Lakshmi Vilas Bank Ltd.	22848	32588.39	10469	53140.06	38.01%
35	South Indian Bank Ltd.	3093	9254.90	2402	37754.89	19.69%
36	Tamilnad Mercantile Bank Ltd.	15474	167374.58	8858	248526.98	40.24%
37	Yes Bank	15	217.04	133	8620.89	2.46%
38	Pallavan Grama Bank	2525	1125.62	0	0.00	100.00%
39	Pandyan Grama Bank	312344	170296.00	9	313.00	99.82%
40	State Bank of Bikaner & Jaipur	40	591.72	30	938.26	38.68%
41	State Bank of Hyderabad	428	12954.00	113	12804.00	50.29%
42	State Bank of India	7440	35645.49	1375	52354.34	40.51%
43	State Bank of Mysore	1574	12500.55	128	12508.05	49.99%
44	State Bank of Patiala	124	1458.50	106	4422.20	24.80%
45	State Bank of Travancore	1635	4846.00	679	15686.00	23.60%
46	The Ratnakar Bank Ltd	22	922.47	30	1656.80	35.76%
47	Bharathiya Mahila Bank Ltd	0	0.00	0	0.00	0.00%
48	TN State Apex COOP Bank	503	251.06	0	0.00	100.00%
	TOTAL	1211826	1859168.41	124438	2077522.72	47.23%

23. REHABILITATION OF SICK UNITS

As per the guidelines, a Micro or Small Enterprise (as defined in the MSMED Act 2006) may be said to have become Sick, if (a) any of the borrowal account of the enterprise remains NPA for three months or more OR (b) there is erosion in the net worth due to accumulated losses to the extent of 50% of its net worth during the previous accounting year.

The revised guidelines also provide the procedures to be adopted by the banks before declaring any unit as unviable. Banks have been advised that the decision on viability of the unit should be taken at the earliest but not later than 3 months of becoming sick under any circumstances and the rehabilitation package should be fully implemented within six months from the date the unit is declared as 'potentially viable' / 'viable'.

In respect of rejuvenating of sick enterprises, RBI has issued revised guidelines for rehabilitation of sick units in the MSE sector which inter-alia provides:

- Introduction of handholding stage to prevent sickness.
- Banks to decide on the reliefs and concessions for rehabilitation of viable/potentially viable units based on their own Board approved policies.

The banks to put in place a non-discretionary One Time Settlement Scheme for recovery of non-performing loans for the Micro & Small Enterprises (MSE) Sector, duly approved by the Board of Directors

Similarly Small Industries Development Bank of India (SIDBI) has also introduced a Scheme for “Management/ Restructuring of Stressed Assets and Rehabilitation Scheme for Micro, Small & Medium Enterprises (MSMEs)”. The Scheme provides for relief and concessions (in the form of re-schedulement, reduction in rate of interest, funding of overdue/ future interest and waiver etc.) as well as need based additional financial assistance for revival of MSME sick units.

The list of enterprises under the Sick rehabilitation package is given in the Table below:

*Amount Rs in Crore

Year	Total sick Units		Units those Under Nursing	
	No of Units	o/s (Amount)*	No of Units	o/s (Amount)*
2011-12	8301	1439.24	269	51.85
2012-13	23373	1478.00	3168	178.15
2013-14	31761	1759.70	571	311.46

24. DISTRICT-WISE IDENTIFIED POTENTIAL INDUSTRIAL OPPORTUNITIES

The following table gives a list of identified potential industrial possibilities, District-wise in the State of Tamil Nadu which was obtained through District Industries Centre (DIC), Industry Associations and field survey etc.

NAME OF THE DISTRICT	INDUSTRIAL OPPORTUNITIES	
	SERVICE SECTOR	MANUFACTURING SECTOR
ARIYALUR	Hotel, Hospitality enterprises, Travel agency, Hygienic Broiler (Beef), chicken, Mutton shop, Interior decoration, upholstery, Power System maintenance, Manpower agency, Weighing bridge repairing and maintenance, Embroidering and chamki work, repacking of agriculture produce.	Readymadegarments, Agriculture equipment servicing and repairing, Bio fertilizer Corrugated Sheets & Boxes,, Glass engraving, Colour chalk crayans, cement based industries Logistic, Vermi composing, Natural dying and natural fiber based textile products, Poultry, Safety matches, Processing of Silk Cotton, Integrated Dairy farming, Woven sack unit
CHENNAI	Consultancy services, Powder coating, Interior Decoration, Security services, Housekeeping, Cell Phone servicing, Repairing of Electro-medical Equipments, Domestic repairing services, Marketing consultancy, Industrial consultancy, Entrepreneurship Development Institutions, Internet Browsing, Data Base services, Cyber Marketing, Industrial Laundry, Documentary Film making, Beauty Parlours, Sporting and other recreational activities, Safety disposal of hospital/medical waste, Postal and Courier activities, Cable TV, Freight transport, Printing and book Binding, Auto Four / Two wheeler service centres, Recharging and reconditioning	Biotechnology Industry, Chocolate Industry, Food Processing Industry, Electronic Industry, Tool room, Hotel Industry, Ice plant,. Tourism Industry, Mushroom processing, Processed milk products, Surgical Dresses, Electronic toys, Non-woven bags, Dehydrated vegetables, Herbal products, Marine products, Structural Fabrication Works, Gate, Grill, Doors & Windows fabrication works, Auto components, Fiber Boats, FRP Products, Food processing, Hotels, Dry fish processing, Tool Room, Petroleum products such as Refining of waste Oil Industrial Oil, Masala Products, Paper

	of batteries, Hotels and hospitality services, Educational institutions, Crèche, Fitness centres, Engineering Fabrication, Pet Clinics, Designer Boutiques, Call Centres, Back office operations, Clinical Labs.	Plate, Paper cups, Purified packaged drinking water, Flour Mills, Energy Food, Ready-mixes for Savories, Invertors and UPS, Hollow Bricks, Imitation Jewellery, Gold Jewellery manufacture, Voltage stabilizers, Solar powered equipments, LED Lamps, Electromagnetic relay, Electronic toys.
COIMBATORE	Consultancy service for pollution Control Equipments, Powder coating, Interior Decoration, Security services, Housekeeping, Cell Phone servicing, Repairing of Electro-medical Equipments, Domestic repairing services, Marketing consultancy, Industrial consultancy, Entrepreneurship Development Institutions, Internet Browsing, Data Base services, Cyber Marketing, Industrial Laundry, Documentary Film making, Beauty Parlours, Sporting and other recreational activities, Safety disposal of hospital/medical waste, Postal and Courier activities, Cable TV, Freight transport, Printing and book Binding, Auto Four / Two wheeler service centres, Recharging and reconditioning of batteries, Hotels and hospitality services, Educational institutions, Crèche, Fitness centres.	Structural Fabrication Works, Gate, Grill, Doors & Windows fabrication works, foundries & Dying units, Mechanised Boats, Fibre Boats, Fishnet, Seashell grit, FRP Products, Dry fish processing, Poultry Feed Manufacturing, Silica sand processing, Sodium Silicate, Coir Products, Cane Products, Korai mat, Desicated coconut Powder, Automobile Rubber Moulded Components, Petroleum products such as Refining of waste Oil Industrial Oil, Masala Products, Paper Plate, Paper cups and Areca plate, Purified packagaed drinking water, Agricultural implements, Ice Plant, Flour Mills, Rice Mills, Energy Food, Readymixes for Savouries, Meat Gravy Concentrates, Coconut based products, Invertors and UPS, Powder Coating, Bricks/Hollow Bricks.
CUDDALORE		Refractory and ceramic products granite stone processing Industrial ceramic value added industrial ceramic products viz. engineered

		ceramics, metallized ceramics and ceramic lined equipment. These products caters to critical and demanding applications in thermal power plants, material handling, coal washeries, cement, steel, floor and wall tiles, paints, food processing, mineral processing, electrical and electronic industries.. Down stream industries for Neyveli lignite corporation Bio-ceramics Corrugated Boxes Textile based rubber and plastic products readymade garments Fly ash based products Paper products Fish processing Power plant from agro waste coir and coir products Pharmaceutical industry rice based down and upstream instructors bio tech products Organic chemical products
DHARMAPURI	Power Laundry, Ready mix plant iii. Refrigerated goods corner, Hot mix plant Educational Institutions , two-4 wheelers servicing and repairing, electric and electronic goods servicing and repairing, Travel Agency, Gas Agency, Construction consultancy, Marriage items hiring, industrial Testing Labs... Typing Centres. Desk Top Publishing. internet Browsing/Setting up of Cyber Café Auto Repairs, Services, Garages, Laundry & Dry, X-Ray clinic. Cleaning. Animal dispensary, Servicing of Agri. Farm equipment. ISD/STD Booths. Training Institutes established by Voluntary Associations/Non-Govt.	Auto Components, .Pet bottles, Steel Rolling Mill, Leather Products, Metal Roofings, Pharmaceuticals, FRP Products, Paper Boards, Plastic crates, Automobile floor mats, Emulsion paint,. Bus & lorry Body Buildings, Chamber Bricks, Packaging, wooden boxes making, Cold Storage

	Organizations, installation and Operation of Cable TV Network. Beauty Parlours and Creches.	
DINDUGAL	Tourism, Hotel, Hospital, IT enabled, , Commercial Advertising, industrial Laundry , Tailoring., Pathological lab, integrated diagnostic centre, Beauty Parlours and Creches. fitness centre for men and women, Ladies and gents Hostel , House Keeping and Office and equipment maintenance , Hygienic Broiler (Beef), chicken, Mutton shop, Interior decoration, Industrial design and layout making. Logistic centre, Office Automation, Parcel servicing and private carrier, upholstery, Power System maintenance, Manpower agency, Weighing bridge repairing and maintenance, digital printing, Embroidering and chamki work , repacking of agriculture produce,	Leather Processing Cotton Spinning Mills Lock Industries Food Products Paper and Paper Products Hand looms Coir Industries Chemicals Wood & wooden products Low value Agro based Products Engineering Industries Fruit Processing Floriculture – cut flowers, Coffee Processing Coconut Products Coir products Tamarind paste and Powder Pharmaceuticals Pesticides Hotel and Restaurant Dairy Development Apiculture, Essential oils Cattle/poultry feed Potato and Tapioca chips Cold storage Vaccines Electronics Heavy Engineering Fabrication Biotechnology Corrugated Box making Plastic Tray Paper Board Tray Finished leather goods Valuated coir products Integrated Milk dairy Beverages Eco-Tourism
ERODE	Potential areas for service industry Repairing of Motor Vehicles units as a cluster can be developed at Perundurai. Computer software and services are having good scope for development at Erode.	Coir Products, Coconut Oil, Readymade Garments, Silk Reeling and twisting, Sago and Starch Manufacturing, Masala Powder and Spice Products, Floral Extraction, Poultry and Cattle Feed, Engineering Products, Food Processing Industries, Blankets.

KANCHEE PURAM	Hotels and hospitality enterprises, Hospitals, Creches, Fitness centres, Glass engraving, Interior decoration, Industrial design and layout making, Logistic centres, Security services, Housekeeping, Cell Phone servicing, Repairing of Electro-medical Equipments, Domestic repairing services, Marketing consultancy, Industrial consultancy, Entrepreneurship Development Institutions, Internet Browsing, Data Base services, Cyber Marketing, Industrial Laundry/power laundry, Documentary Film making, Beauty Parlours, Sporting and other recreational activities, Safety disposal of hospital/medical waste, Postal and Courier activities, Cable TV, Freight transport, Printing and book Binding, Auto / Two wheeler service centres, Recharging and reconditioning of batteries, Educational services.	Engineering Auto Components Rice Milling, Silk Weaving, Garments Automobile Ancillaries, Plastic items Electronics, Engineering Industries Bio tech, Electronics Electronic Industries Software Computer Software Engineering Components Multiple products, Electronics, paints Rice Milling, Food Products Fish net, Engineering Agricultural based products garments Cashew nut, Fish Food, Rice Milling, Oil Crushing, Bricks
Kanyakumari	Tourism based service enterprises, Mobile Windmill servicing unit.	Canned jack fruit, Coconut shell powder, Coir pith block mfg, Paper cup/plate/bag/napkins/Tissue paper / Toilet paper rolls, Herbal extracts, Barbed wire, Soya Paneer / curd/milk etc, Desiccated Coconut, Banana Powder, Fishnet, Cashew nut Processing, Fabrication works, Natural therapy unit (Ayurvedic/Siddha)
KRISHNAGIRI	Security services,.	Energy Food, Bacterial Bio-

	Housekeeping, Tourism related activities, Cell Phone servicing, Repairing of Electro-medical Equipments, Domestic repairing services, Marketing consultancy, Repairing and Servicing of Boats , Internet Browsing, Data Base services, Cyber Marketing, Industrial Laundry, Documentary Film making, Beauty Parlours, Sporting and other recreational activities, Safety disposal of hospital/medical waste, Postal and Courier activities, Cable TV, Freight transport, Printing and book Binding, Auto / Two wheeler service centres, Recharging and reconditioning of batteries, Clinical Labs.	fertilisers, Bakery Products, Microbial Bio-esticides/Insecticides, Vermicomposting, Bio-stimulators for crops, Manure based on human-waste, Readymade Garments/sweaters, Catering and Fast foods, Manufacture of seeds and seedlings, Nurseries for companion planting, repellent Crop & Ornamental Plants, Cattle Feed/Poultry Feed, Fly-ash bricks, Chamber bricks, Gold and Diamond Jewellery, Synthetic twine & nuts, Electrical, Catering and Fast foods, Mushroom plantation and processing, Electrical Equipments/components, Structural fabrication, Packaging of drinking water, Invertors and UPS,. Essential Oil Processing, Herbal Products, Medicinal Products, Cut-flowers, Organic forming, Bio pesticides, Nutraceuticals, Cosmetics, Integrated Dairy farming.
KARUR		Detergent Cakes, M.S. Gates & Grills,. Liquid Detergent, Rolling shutters, Injection moulded plastic Components, Steel furniture, Bread, Vulcanizing of Automobile Tubes, Vermicelli, Two wheeler Service, Switch Board, Cloth Printing, Electrical repairing Units, Textile Made ups, Motor Coil Re-winding, HDPE Monofilaments yarn & Fabric, D.T.P. System, Bus body Built, Ophthalmic lens Grinding, Power loom Cloth weaving, Screen printing,

		<p>RCC pipes.</p> <p>Oil Mill, HDPE Monofilament yarn and fabrics Mfg, DTP System, Powder coating, Cemented Jallies, Power loom cloth weaving, General Engineering works, Spinning of Yarn, M.S. Gate & Grills, Doubling and Reeling of yarn, Rolling Shutters, Wax Candle Mfg</p> <p>Garments, Aluminum Vessels, Cotton Textile Made ups, Packaged Drinking water, Bus body built, Four Wheeler Service Station, Wheel alignment and balancing.</p> <p>Detergent Cake and Powder, M.S. Gate and Grills, Bread, Two wheeler Servicing, Cement Jallies, Garments, General Engineering works, Book Binding</p> <p>Oil Mill, Dairy Farm, Synthetic Diamonds, Cattle Farm, M.S. Gate & Grills, Coir Products</p> <p>Washing Soap, M.S. Gate & Grills, Country/Chamber Bricks, Printing Press, Synthetic Diamonds, Oil Mill</p> <p>Oil Mill, Synthetic Diamond Cutting, Electrical Repairing Unit, Dolomite and quartz Pulverizing.</p>
MADURAI	<p>BOP, Hotel, Hospitality enterprises, Hospital, IT enabled, Documentary Films on themes like Family Planning, Social Forestry, Energy Conservation, and Commercial Advertising, industrial Laundry , Tailoring., Pathological lab, integrated diagnostic centre,</p>	<p>cutrim Digital printing and Composing Adhesive taps Documentation and mini recording centre Agriculture equipment servicing and repairing Electronic Security equipment/devices Aluminum structural fabrication Electronic Dial Gauge Calibration Testing</p>

	<p>Sub-contracting Exchanges (SCXs) established by Industry Associations, Beauty Parlors and Creches. Fitness centre for men and women, Glass engraving, Ladies and gents Hostel, House Keeping and Office and equipment maintenance, Hygienic Broiler (Beef), chicken, Mutton shop, Interior decoration, Industrial design and layout making. Logistic centre, Material Handling, Metal coating, Office Automation, Parcel servicing and private carrier, upholstery , Power System maintenance, Manpower agency, Weighing bridge repairing and maintenance, digital printing, Embroidering and chamki work , repacking of agriculture produce,.</p>	<p>centre Aquaculture feed Electronic goods Bar Code Printing Ethanol based products Battery recharging and reconditioning Fabrication and machining, Light Engineering Bio fertilizer Fabrication, Bio-fertilizer from agricultural waste Fast Food Stall Bore well and rig servicing and repairing Fibre brushes Boutique Fire briquettes Brass and Copper bushes Fitness Centre Browsing, TDP cum photo copying, lamination centre fitness centre for men and women CAD/CAM Cen Glass engraving Coir fibre, Coconut pith and coir briquettes Heavy engineering Coir mat and mattress Hospital apron and cloths Coir pith blocks Hospital equipments and accessories components and parts thereof Hospital waste recycling units Computer centre House Keeping and Office and equipment maintenance Concrete mixing & vibrating equipment Improved agriculture implements 23 rental service Cookies and noodles making Industrial valves Corrugated Sheets & Boxes Legacy products with brand image Jasmine Oil extraction, Belts & Conveyer Liquid Detergent, Aromatic Essence and Textile Auxiliaries Aromatic Oils of Palmarosa, Tulasi, Sofia craft paper MCP/ Isolators and capacitors Latex Foam Sponge and Rubber Cushion Seats Medicated tissue paper and sanitary napkins LED based products Medicinal plant extraction Vermi composting Microscope-</p>
--	---	---

		<p>student and medical use. Wafer Cream Biscuits Mini tool rooms for die making Waste paper recycling – mini project Multi purpose diagnostic centre Water purifier plant Natural dying and natural fiber based textile products Welding electrodes Non oven fabrics White & colour chem. Nut and bolts high density White board Oven sacks PCB piece pastels, Instant Mixes, Festival Feasts, etc Plastic Bathroom and kitchen accessories assembling Poultry equipments. Printed circuit board assembling using surface mount technology, Readymade garment – male, female- kids wear, school uniform , Refractory items Rice Bran Oil Rubber auto components Rural BPO Safety match industry Small Springs solar lamps and other solar products, Solar power plant Stainless Steel Fabrication Surgical cotton</p>
NAGAPATNAM		<p>Security services, Housekeeping, Cell Phone servicing, . Repairing of Electro-medical Equipments, Domestic repairing services, Marketing consultancy, Industrial consultancy, Entrepreneurship Development Institutions, Repairing and Servicing of Boats, Internet Browsing, Data Base services, Cyber Marketing, Industrial Laundry, Documentary Film making, Beauty Parlours, Sporting and other recreational activities, Safety disposal of</p>

		<p>hospital/medical waste, Postal and Courier activities, Cable TV, Freight transport, Printing and book Binding, Auto / Two wheeler service centres, Recharging and reconditioning of batteries, Hotels and hospitality services, Educational institutions, Crèche, Fitness centres., Boat repair, Potential for new MSMEs, Structural Fabrication Works, Gate, Grill, Doors & Windows fabrication works, Mechanised Boats, Fibre Boats, Fishnet, Seashell grit, FRP Products, Dry fish processing, Poultry Feed Manufacturing, Silica sand processing, . Sodium Silicate, Coir Products, Cane Products, Korai mat, Desicated coconut Powder, Automobile Rubber Moulded Components, Petroleum products such as Refining of waste Oil Industrial Oil, Masala Products, Paper Plate, Paper cups and Areca plate, Purified packaged drinking water, Agricultural implements, Ice Plant, Flour Mills, Rice Mills, Energy Food, Ready mixes for Savouries, Meat Gravy Concentrates, Coconut based products, Invertors and UPS, Powder Coating, Bricks/Hollow Bricks.</p>
NILGIRIS	<p>Security services, Housekeeping, Tourism related activities, Cell Phone servicing, Repairing of Electro-medical Equipments, Domestic repairing services, Marketing consultancy, Repairing and</p>	<p>Energy Food, Bacterial Bio-fertilisers, Bakery Products, Microbial Bio-pesticides/Insecticides Vermi-composting, Bio-stimulators for crops, Manure based on human-waste, Readymade</p>

	<p>Servicing of Boats, Internet Browsing, Data Base services, Cyber Marketing, Industrial Laundry, Documentary Film making, Beauty Parlours, Sporting and other recreational activities, Safety disposal of hospital/medical waste, Postal and Courier activities, Cable TV, Freight transport, Printing and book Binding, Auto / Two wheeler service centres, Recharging and reconditioning of batteries, Clinical Labs.</p>	<p>Garments/sweaters, Catering and Fast foods, Manufacture of seeds and seedlings, Nurseries for companion planting, repellent Crop & Ornamental Plants, Cattle Feed/Poultry Feed, Fly-ash bricks, Chamber bricks, Gold and Diamond Jewellery, Synthetic twine & nuts, Electrical, Catering and Fast foods, Mushroom plantation and processing, Electrical Equipments/components, Structural fabrication, Packaging of drinking water, Invertors and UPS, Essential Oil Processing, Herbal Products, Medicinal Products, Cut-flowers, Biotechnology, Bio pesticide, Organic farming, Interacted Diary farming, Nutraceuticals, Paper bags – Bio degradable, Eco – Tourism, Cosmetics</p>
NAMAKKAL	<p>Educational Instructors ,web site developing, Two-Four wheelers servicing and repairing, tutorial, BPO, private telephone, Marriage Bureaus, electric and electronic goods servicing and repairing, Travel Agency, Gas Agency, Construction consultancy, Marriage items hiring, industrial Testing Labs. Advertising Agencies. Marketing Consultancy. Typing Centres. Desk Top Publishing. internet Browsing/Setting up of Cyber Café Auto Repairs, Services, Garages, Laundry & Dry , X-Ray clinic. Cleaning. Animal dispensary, Servicing of Agri. Farm equipment e.g. Tractor, Pump, Rig, Boring Machines etc, Weigh Bridge. Blue Printing</p>	<p>Lorry body building, Sago, Rice Mills, Flour mills, Bakery products, Milk Products, Extraction of edible oils, PVC Pipes, Electrical Tube lights, Cotton fabrics, Cotton yarn, Ready-made Garments, Egg and Egg products. - Egg Tray, General Engineering, Sago Appalam, Jaggary, Raw Granite, Polished Granite, Cotton fabrics, Garments. Turkey towels & Eggs. Ornamental, Pottery, artistic brass-ware, wall hangings made of korai mat and terra cotta articles etc., Poultry products, Fruit & vegetable process</p>

	and enlargement of drawing/designs facilities., ISD/STD Booths. EDP Institutes established by Voluntary Associations/Non-Govt. Organisations, installation and Operation of Cable TV Network. Beauty Parlours and Creches	
PERAMBALUR		<p>Security services, Housekeeping, Tourism related activities, Cell Phone servicing, Repairing of Electro-medical Equipments, Domestic repairing services, Marketing consultancy, Repairing and Servicing of Boats, Internet Browsing, Data Base services, Cyber Marketing, Industrial Laundry, Documentary Film making, Beauty Parlours, Sporting and other recreational activities, Safety disposal of hospital/medical waste, Postal and Courier activities, Cable TV, Freight transport, Printing and book Binding, Auto / Two wheeler service centres, recharging and reconditioning of batteries, Clinical Labs.</p> <p>AGRO BASED Cotton ginning and processing Bio fuel briquette CHEMICALS Tyre retreading Herbal oils Soap and detergents Plastic reprocessing ENGINEERING Fabrication Bus/lorry body buildings FOOD PROCESSING: Cattle feed Sago / starch products Masala powder Milk processing NON METALIC MINERAL PRODUCTS Blue metal jelly Hollow blocks M-sand Fly ash bricks Granite cutting & polishing Concrete ready mix plants</p>

PUDUKOTTAI		Raw material Based Coir fiber, Rope and Coir pith block Rice mill Oil mill Cashew nut Processing Paper mill Fisheries based products Demand based Steel and Structural Fabrication Fertilizer and Pesticides Manufacturing of Agricultural implements Skill based Gem cutting Steel and Structural Fabrication Export Oriented Fish and Fish Products Cashew nut Processing Granite Products Coir Products and Coir pith block Rural artisans based Terracotta and Earthenware – Malaiyur, Alangudi Brass Utensils Ponnamaravathy Brass sculpture Ponnamaravathy
RAMANATHA PURAM	Hydraulic Water service Station for Four wheelers, Television Servicing, Computer & Lap Top Servicing, Mobile Phone Servicing. Electrical Home Appliance servicing.	Modern rice mill, Coconut based industries, Sea food Processing Industries, Oleo resin spices manufacturing units, Fish net manufacturing Unit, Fish meal oil manufacturing unit.
SALEM	Accounting and Book keeping, Beauty parlour, call centre, Data processing, Repairing and servicing of automobiles, Internet browsing	Fly Ash Brick Enterprises, PVC Pipe Enterprises, Modern Rice mills, Food processing enterprises, Value added coir products
SIVAGANGAI	Computer Centers,. Two wheeler/Four wheeler workshops ,. Tourism, , Rural BPO, Muliti skill task, Hotel, Hospital, IT enabled, , Commercial Advertising, industrial Laundry, Tailoring., Pethalogical lab, integrated diagnostic centre, Beauty	Coir Pith Block, Graphite based Industries, Lime powder, Gherkins, Printing Press, Char coal, Oil Mill, Rice Mill, Organic Manure Agar & Agar , Hallow Blocks, Lime Powder, Chamber Bricks Tiles, Charcoal Powder Granite

	<p>Parlours and Creches. fitness centre for men and women, Ladies and gens Hostel , House Keeping and Office and equipment maintenance , Hygienic Broiler (Beef), chicken, Mutton shop, Interior decoration, Industrial design and layout making. Logistic centre, Office Automation, Parcel servicing 16 and private carrier, upholstery, Power System maintenance, Manpower agency, Weighing bridge repairing and maintenance, digital printing, Embroidering and chamki work, repacking of agriculture produce,.</p>	<p>Cutting and Polishing, Agar & Agar, Chamber Bricks, Tiles, Printing Press, Steel Furniture, Chamber Bricks, Fly ash Bricks Rice Mill, Palm Leaf articles, Printing Press, Masala Powder Rice Mill, Rice Bran Oil, Bakery items, Computer Hardware Service Centre, Printing, Wood works, Jewellery Stone Crushing, Printing Press, Cement Hallow Blocks Coir Pith Block, Oil Mill, Coir Fibre Yarn, Curled Coir, Valcanising, Auto Compounds.</p> <p>Aluminium Vessels, Printing Press Rice Mill, Jewellery</p>
THENI	<p>BOP, Hotel, Hospitality enterprises, eco-tourism, Travel agency, Rural BPO, industrial Laundry , Tailoring., Pathological lab, integrated diagnostic centre, Beauty Parlours and Creches. Fitness centre for men and women, Hygienic Broiler (Beef), chicken, Mutton shop, Interior decoration, , upholstery, Power System maintenance, Manpower agency, Weighing bridge repairing and maintenance, digital printing, Embroidering and chamki work, repacking of agriculture produce,</p>	<p>Acutrim Readymade garments Agriculture equipment servicing and repairing Vermi composing Aquaculture feed Cookies and noodles making Bio fertilizer Corrugated Sheets & Boxes Tamarind Paste Bio-fertilizer from agricultural waste Medicated tissue paper and sanitary napkins Bore well and rig servicing and repairing Medicinal plant extraction Boutique Natural dying and natural fiber based textile products, Glass engraving Poultry Hospital equipments and accessories Surgical cotton Essential oil extraction Grap processing Cold Storage Dry frunits and cardamoms processing Wind mills Essential oil extraction Packaging OLEORESINS AND SPICE OIL Logistic Vegetable processing and packing Coir fibre, Coconut pith and coir briquettes Integrated diary</p>

		farming Coir mat and mattress Eco friendly paper bags Potential for film industry Safety matches Processing of Silk Cotton Agro – Tourism Handloom, Wind Mills
THANJAVUR	Security services, Housekeeping, Cell Phone servicing, Repairing of Electro- medical Equipments, Domestic repairing services, Marketing consultancy, Industrial consultancy, Entrepreneurship Development Institutions, Repairing and Servicing of Boats, Internet Browsing, Data Base services, Cyber Marketing, Industrial Laundry, Documentary Film making, Beauty Parlours, Sporting and other recreational activities, Safety disposal of hospital/medical waste, Postal and Courier activities, Cable TV, Freight transport, Printing and book Binding, Auto / Two wheeler service centres, Recharging and reconditioning of batteries, Hotels and hospitality services, Educational institutions, Crèche, Fitness centres.	Energy Food, Ready mixes for Savouries, Sugarcane Beverage- Bottled, Meat Gravy Concentrate, Ready- to-Serve Fruit Based Beverages, Coconut Based products . Value added food products from Banana Milk Products, Value added food products from Mango Value added Products from Fish Edible oil extraction, Vegetable pickles, Tapioca Chips, Dall Milling, Silica from Rice Husk ash, Activated carbon from Paddy Husk, Cement material from Rice husk ash, Paper Boards, Flower extracts, Tulasi Oil, Spirulina Phyllanthus Amarus extract (Keezhanelli), Natural Food Colours, Natural Dyes for Textiles, Mini power plants, Refined salt, Bacterial Bio- fertilisers, Microbial Bio- pesticides/Insecticides, Vermi- composting, Bio-stimulators for crops, Manure based on human-waste, Plastic Toys, Readymade Garments, Catering and Fast foods, Packaging industries, Manufacture of seeds and seedlings, Nurseries for companion planting, repellent Crop & Ornamental Plants, Cattle Feed/Poultry Feed, Fly-ash bricks, Chamber bricks, Gold and Diamond Jewellery, Synthetic twine &

		<p>nuts, Electrical, Catering and Fast foods, Mushroom plantation and processing, Electrical Equipments/components, Structural fabrication, Packaging of drinking water, Invertors and UPS, Powder Coating</p>
TIRUPPUR		<p>Cotton Hosiery Garments, Mfg. of Banians, Label Printing, Cotton Fabrics, Brassiers, Cloth Printing, Cardboard boxes, Plastic items, Pickles, Video Centre, Plaster of Paris, Screen Printing, General Engineering, Workshop, M.S.Gate and Grills, Printing press, Cloth Printing, Ancillary units for Garments, Offset Printing, Computer Training, Mfg. of Paper Bags, Mfg. of Stickers, Mfg. of Purified Drinking Water, Concrete Mixers, Readymade Garments, Electrical Appliances, DTP, Tailoring, Checking Centre, Browsing, Beauty Parlour, Flour Mills, Coir Fibre, Label Printing, Arecanut Leaf, Paver Block, Artificial Plastic Flowers, Hiring of Centering Sheets Tailoring Work, Xerox, Tiffin Stall, Auto Rickshaw Servicing, Sewing Machine Servicing, Two Wheelers repair & Servicing, Cloth shop, Seat Covers, Hotel</p> <p>Hosiery Garments, Collar Knitting , Embroidiery Work, Brassieres, Cloth Printing, Printing press, Cardboard boxes, Wasting Soap, Poultry Feed, Computer Hardware</p>

		<p>Service Center, Screen Printing, Cotton Fabrics, M.S. Gate and Grills, Two Wheelers repair & Servicing, Garments, Sewing Machine Servicing, Printing press, Power looms, Garments, Corrugated boxes, Paper Cones, Coconut Shell Powder, Arecanut Leaf Plate</p> <p>Wind Mill spares servicing, Spinning Mill, Paper Boards, Poultry Feed, Power loom, Tomato Products, Vermicelli, General Engineering Workshop, Two Wheelers repair & Servicing, Petti coats Oil Mill, Rice Mill, Mfg. of copra, Coir Yarn, Fly Ash Bricks Coconut Kernal, Vermi Compost, Copra Mfg., Tailoring work, Hiring of vessels. Paper Boards, Blue Metal Jelly, Hollow Bricks, Coir Fibre, Spinning mills, Mfg. of plastic Granules, Copra Drying Yard, Tea Shop, Mfg. of Machinery Spares, Mfg. of Jaggery, Sugarcane Crushing. Herbal base industries, Poultry Feed, Browsing centre, General Mfg. of Copra, Servicing of UPS, Electrical Appliances, DTP Centre, Arecanut Leaf Plate, Mfg. of Two Ply Coir, Electrical Appliances</p>
TIRUNELVELI	<p>BOP, Hotel, Hospitality enterprises, Hospital, IT enabled, Commercial Advertising, industrial Laundry, Tailoring., Pathological lab, integrated diagnostic centre, Beauty Parlours and Creches. fitness centre for men and</p>	<p>Acutrim Fabrication, Agriculture equipment servicing and repairing Fast Food Stall Aquaculture feed Fitness Centre Battery recharging and reconditioning Glass engraving Bio fertilizer Hospital equipments and</p>

	<p>women, Ladies and gens Hostel, House Keeping and Office and equipment maintenance, Hygienic Broiler (Beef), chicken, Mutton shop, Interior decoration, Industrial design and layout making. Logistic centre, Office Automation, Parcel servicing and private carrier, upholstery , Power System maintenance, Manpower agency, Weighing bridge repairing and maintenance, digital printing, Embroidering and chamki work, repacking of agriculture produce,</p>	<p>accessories Bio-fertilizer from agricultural waste Hospital waste recycling units Bore well and rig servicing and repairing House Keeping and Office and equipment maintenance Boutique Improved agriculture implements Brass and Copper bushes Industrial valves Digital printing and Composing Electronic Dial Gauge Calibration Testing centre Jasmine Oil extraction, Belts & Conveyer Fabrication and machining, Light Craft paper, Engineering Browsing, TDP cum photo copying, lamination centre CAD/CAM Cen Latex Foam Sponge and Rubber Cushion Seats Coir fibre, Coconut pith and coir briquettes LED based products Coir mat and mattress Vermi composting Coir pith blocks Wafer Cream Biscuits components and parts thereof Waste paper recycling – mini project Computer centre Water purifier plant Concrete mixing & vibrating equipment rental service Welding electrodes Cookies and noodles making White & colour chem. Corrugated Sheets & Boxes Legacy products with brand image Liquid Detergent, Aromatic Essence and Textile Auxiliaries Aromatic Oils of Palmarosa, Tulasi, Sofia MCP/ Isolators and capacitors Medicated tissue paper and sanitary napkins Medicinal plant extraction Microscope- student and medical use. Mini tool rooms for die making Multi purpose diagnostic centre Natural dying and natural fiber based textile products Non</p>
--	---	---

		oven fabrics
TIRUVARUR		<p>Energy Food, Ready mixes for Savouries, Sugarcane Beverage- Bottled, Meat Gravy Concentrate, Ready-to-Serve Fruit Based Beverages, Coconut Based products Edible oil extraction, Vegetable pickles, Tapioca Chips, Dall Milling, Silica from Rice Husk ash, Activated carbon from Paddy Husk, Cement material from Rice husk ash, Paper Boards, Flower extracts, Tulasi Oil, Spirulina, Phyllanthus Amarus extract (Keezhanelli), Natural Food Colours, Natural Dyes for Textiles, Mini power plants, Refined salt, Bacterial Bio-fertilisers, Microbial Bio-pesticides/Insecticides, Vermicomposting, Bio-stimulators for crops, Manure based on human-waste, Plastic Toys, Readymade Garments, Catering and Fast foods, Packaging industries, Manufacture of seeds and seedlings, Nurseries for companion planting, repellent Crop & Ornamental Plants, Cattle Feed/Poultry Feed, Fly-ash bricks, Chamber bricks, Gold and Diamond Jewellery, Synthetic twine & nuts, Electrical, Catering and Fast foods, Mushroom plantation and processing, Electrical Equipments/components, Structural fabrication, Packaging of drinking water, Invertors and UPS</p>

TIRUVALLUR	Hotels and hospitality enterprises, Hospitals, Creches, Fitness centres, Glass engraving, Interior decoration, Industrial design and layout making, Logistic centres, Security services, Housekeeping, .Cell Phone servicing, Repairing of Electro-medical Equipments, Domestic repairing services, Marketing consultancy, Industrial consultancy, Entrepreneurship Development Institutions, Internet Browsing, Data Base services, Cyber Marketing, Industrial Laundry/power laundry, Documentary Film making, Beauty Parlours, Sporting and other recreational activities, Safety disposal of hospital/medical waste, Postal and Courier activities, Cable TV, Freight transport, Printing and book Binding Auto / Two wheeler service centres, Recharging and reconditioning of batteries, Educational services	Biotechnology Industry Food Processing Industry Tool room, IE Enable services, Auto components, Heavy Fabrication, Aluminous structural fabrication, Pressed components, machine tool manufacturing, Electrical items, Insulation, Paints and adhesives, Plastic industrial components, Surgical Dresses, Non-woven bags Electronic Industry Hotel Industry, Processed milk products, Readymade garments, Integrated corrugated box manufacturing units, cargo and containers, Marine products , cosmetic items, Home appliances
TIRUCHI	Security services, Housekeeping, Tourism related activities, Cell Phone servicing, Repairing of Electro-medical Equipments, Domestic repairing services, Marketing consultancy, Repairing and Servicing of Boats, Internet Browsing, Data Base services, Cyber Marketing, Industrial Laundry, Documentary Film making, Beauty Parlours, Sporting and other recreational activities, Safety disposal of hospital/medical waste, Postal and Courier activities, Cable TV, Freight transport, Printing and book Binding, Auto / Two wheeler service centres,	Energy Food, Bacterial Bio-fertilisers, Bakery Products, Microbial Bio-pesticides/Insecticides, Vermi-composting, Bio-stimulators for crops, Manure based on human-waste, Readymade Garments/sweaters, Catering and Fast foods, Manufacture of seeds and seedlings, Nurseries for companion planting, repellent Crop & Ornamental Plants, Cattle Feed/Poultry Feed, Fly-ash bricks, Chamber bricks, Gold and Diamond Jewellery, Synthetic twine & nuts, Electrical, Catering and Fast

	Recharging and reconditioning of batteries, Clinical Labs.	foods Mushroom plantation and processing, Electrical Equipments/components, Structural fabrication, Packaging of drinking water, Invertors and UPS, Essential Oil Processing, Herbal Products, Medicinal Products, Cut-flowers, Organic farming, Bio pesticides, Nutraceuticals, Cosmetics, Integrated Dairy farming, Boiler components/Volves, Windmill Components, Jewellery, Coir Geo Textiles, Jowar flakes, Auto components, Granite Polishing
TUTICORIN	Security services, Housekeeping, Cell Phone servicing, Repairing of Electro-medical Equipments, Domestic repairing services, Marketing consultancy, Industrial consultancy, Entrepreneurship Development Institutions, Repairing and Servicing of Boats, Internet Browsing, Data Base services, Cyber Marketing, Industrial Laundry, Documentary Film making, Beauty Parlours, Sporting and other recreational activities, Safety disposal of hospital/medical waste, Postal and Courier activities, Cable TV, Freight transport, Printing and book Binding, Auto / Two wheeler service centres, Recharging and reconditioning of batteries, Hotels and hospitality services, Educational institutions, Crèche, Fitness centres, Boat repairing, Ship breaking, Manpower agencies,	Structural Fabrication Works, Gate, Grill, Doors & Windows fabrication works, Mechanised Boats, Fibre Boats, Fishnet, Seashell grit, FRP Products, Dry fish processing, Poultry Feed Manufacturing, Silica sand processing, Sodium Silicate, Coir Products, Cane Products, Korai mat, Desiccated coconut Powder, Automobile Rubber Moulded Components, Petroleum products such as Refining of waste Oil Industrial Oil, Masala Products, Paper Plate, Paper cups and Areca plate, Purified packaged drinking water, Agricultural implements, Ice Plant, Flour Mills, Rice Mills, Energy Food, Readymixes for Savouries, Meat Gravy Concentrates, Coconut based products, Invertors and UPS Powder Coating, Bricks/Hollow Bricks, Herbal

	Engineering Fabrication	products, Food Supplement, Interior Decoration/partitioning
VELLORE	<p>Hotel, Hospitality enterprises, Hospital, restaurant, Fast food, Industrial consultancy, educational instructions, web site developing, two-four wheelers servicing and repairing, tutorial, BPO, private telephone, Marriage Bureaus, electric and electronic goods servicing and repairing, Travel Agency, Fitness Centre, Gas Agency, Construction consultancy, Marriage items hiring, industrial Testing Labs. Advertising Agencies. Marketing Consultancy. Typing Centres. Desk Top Publishing. internet Browsing/Setting up of Cyber Café Auto Repairs, Services, Glass engraving , Garages, Laundry & Dry , X-Ray clinic. Cleaning, Animal dispensary, Servicing of Agri. Farm equipment e.g. Tractor, Pump, Rig, Boring Machines etc, Weigh Bridge. Blue Printing and enlargement of drawing/designs facilities., ISD/STD Booths. Operation of Cable TV Network. Beauty parlors and Crèches.</p>	<p>Leather Auxiliary Industries Digital printing and Composing Leather Chemicals Electronic Security equipment/devices Coir Value added products – Toughened coir Auto components Coir Board Pesticides Coir briquettes Ethanol based products Acutrim Paper products Adhesive taps Organic Fertilizer Heavy Engineering Fabrication Fibre brushes Light Engineering Fabrication Aquaculture feed LED based products Animal Fed Readymade garment – male, female- kids wear, school uniform , Bio fertilizer Waste paper recycling – mini project Bio-fertilizer from agricultural waste Water purifier plant Boutique Welding electrodes Coir mat and mattress Natural dying and natural fiber based textile Coir pith blocks Craft paper and Duplex paper Cookies and noodles making Non oven fabrics Vegetable processing Nut and bolts high density Corrugated Sheets & Boxes Bio fertilizer Chlorite Wind mill spares and accessories Hospital apron and cloths Transformers and line Materials Hospital equipments and accessories Stone crushing Hospital waste recycling units PV C Components House Keeping and Office and equipment maintenance Rubber products, Industrial valves Power looms Kraft paper Steel furniture</p>

		<p>Vermin composing Brick Medicinal plant extraction College students project Medicated tissue paper and sanitary napkins Electronic Kids Microscope-student and medical use. Leather Board Mini tool rooms for die making Leather Chemical from tannery waste, Integrated Dairy Fruits and vegetable processing Herbal Extraction Community Enterprises Health Food Neutraceuticals Industrial Laundry Container handling Logistic service Wooden Boxes Thermo coal based products Heat resistance insulation items paint and varnishes Metal furnished</p>
VILLUPURAM		<p>Heaving fabrication - Proximity to both BHEL Trichy, Ranipet Printing Industry Solvent Extraction Plant Fish processing Coir industries : Edible Oil processing</p>
VIRUDUNAGAR	<p>BOP, Hotel, Hospitality enterprises, Hospital, IT enabled, Documentary Films on themes like Family Planning, Social Forestry, Energy Conservation, and Commercial Advertising, industrial Laundry , Tailoring., Pathological lab, integrated diagnostic centre, Sub-contracting Exchanges (SCXs) established by Industry Associations, Beauty Parlors and Crèches. fitness centre for men and women, Glass engraving, Ladies and gents Hostel , House Keeping and Office and equipment maintenance , Hygienic Broiler (Beef), chicken, Mutton shop, Interior decoration, Industrial</p>	<p>Adhesive tapes Agriculture equipment servicing and repairing equipment maintenance Aquaculture feed Hospital waste recycling units Bar Code Printing Cookies and noodles making Battery recharging and reconditioning Corrugated Sheets & Boxes Bio fertilizer Medicated tissue paper and sanitary napkins Boutique Medicinal plant extraction Coir fibre, Coconut pith and coir briquettes Microscope-student and medical use. Coir mat and mattress Mini tool rooms for die making Digital printing and Composing Improved agriculture implements</p>

	<p>design and layout making. Logistic centre, Material Handling, Metal coating, Office Automation, Parcel servicing and private carrier, upholstery , Power System maintenance, Manpower agency, Weighing bridge repairing and maintenance, digital printing, Embroidering and chamki work, repacking of agriculture produce,. fitness centre for men and women. Glass engraving, Multi purpose diagnostic centre.</p>	<p>Documentation and mini recording centre Industrial valves Fabrication, Jasmine Oil extraction Fast Food Stall Khraft paper Fibre brushes, Latex Foam Sponge and Rubber Cushion Seats Fire briquettes Activated carbon Computer centre Absorbent Surgical cloth high grade Heavy engineering Knitted garments Industry Hospital apron and cloths Belts & Conveyer 35 Hospital equipments and accessories Bitumen Paper Non oven fabrics Blue Match Paper Nut and bolts high density Chilly Oleoresin Poultry equipments. Corrugated Sheets & Boxes Readymade garment – male, female kids wear, school uniform Dairy development Rural BPO Dyes & Dye intermediaries Safety match industry Ethane based chemical products Small Springs Ethane based chemical products solar lamps and other solar products, High grade woven for drugs and cosmetic Industries Solar power plant Plastic reprocessed granules LED based products Vermi composing Waste paper recycling – mini project Water purifier plant White & colour chem. Welding electrodes Red Phosphorous Safety Matches - mechanized Spare parts for textile mills Spindle taps.</p>
--	--	--

ROLE OF MSME-DEVELOPMENT INSTITUTE CHENNAI, TAMIL NADU

MSME-DI, Chennai is one of the field outfit of Office of Development Commissioner, Ministry of Micro, Small and Medium Enterprises (DC-MSME) for the State of Tamil Nadu, established in the year 1954 for extending support to the following promotional and developmental programmes and activities of the Ministry of MSME in the State of Tamil Nadu and UT of Puducherry:

- *Policy promotion and development of MSMEs.*
- *Techno-economic and managerial consultancy, common facilities and extension services to MSMEs.*
- *Technology upgradation, modernisation, quality improvement and infrastructure of MSMEs.*
- *Human Resource development through training and skill upgradation.*
- *Economic information services.*
- *Close liaison with State Governments, Financial Institutions and Industrial Associations and other Organisations concerned with development of MSMEs.*
- *Policies and Programmes coordination for development of MSMEs as ancillaries to large industries.*

JURISDICTION

This Institute covers 32 Districts in the State of Tamil Nadu and UT of Puducherry. For smooth implementation of the programmes, 3 more Branch MSME-DIs are functioning under the jurisdiction of this Instt, one each at Coimbatore, Tuticorin and Tirunelveli besides one Skill Training Centre at Madurai. ***The contact details of the institutes are annexed.***

ORGANISATIONAL STRUCTURE

This Institute is headed by Director, who is also a Member of Board of Director of various Task Force Committees viz. Tamil Nadu Small Industries Development Corporation (**TANSIDCO**) State Level Bankers Committee (**SLBC**), State Level Inter Institutional Committee (**SLIIC**) of **RBI**, State Level Advisory Board (**SLAB**), Unemployed Youth Employment Generation Programme (**UYEGP**), Prime Minister Employment Generation Programme (**PMEGP**), New Entrepreneur Entrepreneurship Development Scheme (**NEEDS**) etc

The Director is supported by 8 Deputy Directors and 17 Assistant Directors in different trades of Electrical & Electronics, Mechanical, Chemical, Food, Glass & Ceramics, Economic Investigation, Leather, Metallurgy, Hosiery etc. besides secretarial Staff members.

MANDATE

- **For Aspiring entrepreneurs** : identify, motivate, train, handhold and provide mentoring services.
- **For Existing entrepreneurs.** To provide techno economic consultancy and facilitation service
- **Skill Development.** To impart need based skill training through Skill Development Programmes (SDP)

In order to fulfill the mandate and to encourage entrepreneurship, employment and livelihood opportunities for aspiring and existing entrepreneurs across the State, this Instt. is offering a wide spectrum of following value added services:

- ✓ One day Industrial Motivation Campaign (IMC)
- ✓ 2 weeks Entrepreneur Development programme (EDP)
- ✓ 6 weeks Entrepreneur Skill Development Programme (ESDP)
- ✓ 1 week full time or 2 week part time Manage Development Programmes (MDP)
- ✓ Skill Development Programmes (SDP)
- ✓ Vendor Development Programmes (VDP)- B2Bs
- ✓ Technical consultancy
- ✓ Preparation of Project Reports
- ✓ Marketing Assistance
- ✓ Seminars/Workshop
- ✓ Cluster Development
- ✓ Awareness programmes on Public Procurement Policy
- ✓ Export Promotion/Guidance
- ✓ Industrial Potential Survey Reports
- ✓ ISO consultancy and reimbursement
- ✓ EM (Part.I & II) registration facility

INFRASTRUCTURE

This Instt. is well equipped with the following infrastructure facilities for carrying out the mandate.

- ✓ 10 air conditioned well equipped Training Halls of various capacity
- ✓ An exclusive and well equipped conference hall with video conferencing facility.
- ✓ Facilitation centre with On-line registration facility for Entrepreneurship Memorandum (EM) Part I & II
- ✓ Well-equipped library with variety of technical books, Journals, Periodicals, Project Profiles, Government Circulars and books relating to Industry, Entrepreneurship, Management etc.
- ✓ Workshop with training facility
- ✓ Spacious Parking facility for the visitors
- ✓ Staff Canteen for light refreshments
- ✓ Recreation club for staff within the campus.
- ✓ All the technical officers have been provided with Laptop for effective consultancy and coordination with various stake holders

SCHEMES

CREDIT LINKED CAPITAL SUBSIDY SCHEME (CLCSS)

The CLCSS scheme facilitates Technology Upgradation of Micro and Small Enterprises registered with State Directorate of Industries by providing 15% capital subsidy (12% prior to 2005) subject to maximum of Rs.15 lakhs on institutional finance availed by them for induction of well established and improved technology in approved sub-sectors/products. The admissible capital subsidy under the scheme is calculated with reference to purchase price of eligible Plant and Machinery. Maximum limit of eligible loan for calculation of subsidy under the revised scheme is . 100 lakh.

Application for availing subsidy to be submitted alongwith application for term loan by the unit to the bank. Bank decides the eligibility and quantum of subsidy as per guidelines of CLCSS. Bank will follow the principle of First In First Out (FIFO) while submitting the claim to Office of DC (MSME).

Eligible claim with reference date (date of release of last installment of term loan) of each quarter should be reached upto the end of next quarter. For example the subsidy claim of a unit having a reference date between April-June will have to lodge its claim with O/o of DC[MSME], through PLI or SIDBI, by the end of September each year and so on. Claim for subsidy to be forwarded by nodal bank to Office of DC (MSME) within the prescribed time limit.

O/o. DC(MSME) will scrutinize the claims and process for release of funds to respective Nodal Agencies/Banks. Subsidy is to be kept in form of Term Deposit Receipt (TDR) for 3 years by bank after release by Office of DC (MSME) in the concerned unit account.

Credit Guarantee Fund Scheme for Micro and Small Enterprises (CGTMSE)

The Credit Guarantee Fund Scheme for Micro and Small Enterprises (CGS) was launched by the Government of India (GoI) to make available collateral-free credit to the micro and small enterprise sector. Both the existing and the new enterprises are eligible to be covered under the scheme.

The Banks / Financial Institutions, which are eligible under the scheme, are scheduled commercial banks (Public Sector Banks/Private Sector Banks/Foreign Banks) and select Regional Rural Banks (which have been classified under 'Sustainable Viable' category by NABARD). The credit facilities which are eligible to be covered under the scheme are both term loans and/or working capital facility up to Rs.100 lakh per borrowing unit, extended without any collateral security and/or third party guarantee, to a new or existing micro and small enterprise.

The guarantee cover available under the scheme is to the extent of maximum 85% of the sanctioned amount of the credit facility. The guarantee cover provided is up to 75% of the credit facility up to Rs.50 lakh (85% for loans up to Rs. 5 lakh provided to micro enterprises, 80% for MSEs owned/ operated by women and all loans to NER including Sikkim) with a uniform guarantee at 50% for the entire amount if the credit exposure is above Rs.50 lakh and up to Rs.100 lakh. In case of default, Trust settles the claim up to 75% (or 85%/80%/50% wherever applicable) of the amount in default of the credit facility extended by the lending institution.

A composite all-in Annual Guarantee Fee of 1.0 % p.a. of the credit facility sanctioned (0.75% for credit facility upto Rs. 5 lakh and 0.85% for above Rs. 5 lakh and upto 100 lakh for Woman, Micro Enterprises and units in NER including Sikkim) is

now being charged. Details of the scheme along with latest circulars are available in the website of CGTMSE at www.cgtmse.in.

Trade Related Entrepreneurship Assistance and Development (TREAD) Scheme for Women (TREAD)

Government of India Grant up to 30% of the loan/ credit maximum up to Rs. 30.00 lakh as appraised by lending institution/ banks. The lending institutions/ banks would finance loan assistance for women through NGO for undertaking non-farm activities , who usually have no easy access to credit from banks due to cumbersome procedures and because of their inability to provide adequate security demanded by banks in the form of collaterals. GOI Grant and the loan portion from the lending agencies to assist such women shall be routed through NGOs engaged in assisting poor women through income generating activities.

Marketing Development Assistance (MDA)

The scheme offers funding for:

1. Participation by manufacturing Small & Micro Enterprises in International Trade Fairs/ Exhibitions under MSME India stall.
2. Sector specific market studies by Industry Associations/ Export Promotion Councils/ Federation of Indian Export Organisation.
3. Initiating/ contesting anti-dumping cases by MSME Associations and
4. Reimbursement of 75% of one time registration fee (w.e.f. 1st January 2002)(Under MDA Scheme) and 75% of annual fees (recurring) (w.e.f. 1st June 2007)(Under NMCP Scheme) paid to GSI (Formerly EAN India) by Small & Micro units for the first three years for bar code.

Objective:

- (i). To encourage Small & Micro exporters Unit having valid permanent registration with Directorate of Industries/ District Industries Centre. in their efforts at tapping and developing overseas markets.
- (ii). To increase participation of representatives of small/ micro manufacturing enterprises under MSME India stall at International Trade Fairs/ Exhibitions.
- (iii). To enhance export from the small/ micro manufacturing enterprises
- (iv). To popularise the adoption of Bar Coding on a large scale.

Permissible subsidy:

- (i). The Govt. of India will reimburse 75% of air fare by economy class and 50% space rental charges for Micro & Small manufacturing enterprises of General category entrepreneurs.
- (ii). For Women/SC/ST Entrepreneurs & Entrepreneurs from North Eastern Region Govt. of India will reimburse 100% of space rent and economy class air fare.
- (iii). The total subsidy on air fare & space rental charges will be restricted to Rs.1.25 lakhs per unit.

PUBLIC PROCUREMENT POLICY

In order to protect MSEs, the Govt. of India has mandated w.e.f. April, 2015, all the Ministries/Departments and CPSUs to ensure a minimum 20% procurement of products and services from the Micro and Small Enterprises (MSEs). Under the policy, a special target of 4%, out of 20% is fixed for procurement from MSEs owned by Scheduled Castes and Scheduled Tribes. This will support MSMEs in marketing of their products and this forward linkage will boost economy of MSMEs.

Besides, in order to provide assistance and support to Micro & Small Enterprises (MSEs) for marketing their products, under the present Government Purchase and Price Preference Policy for Micro & Small Enterprises (MSEs), Government of India has been extending various facilities to the MSEs registered with National Small Industries Corporation (NSIC) under its Single Point Registration Scheme.

In addition to the facilities, 358 items are also reserved for exclusive purchase from MSE sector. Other facilities include tender documents free of cost, exemption from earnest money and security deposit and 15% price preference in Central Government purchases for individual MSMEs

National Manufacturing Competitiveness Programme (NMCP)

NMCP is the nodal programme of the Government of India to develop global competitiveness among MSMEs. It is a boon to MSMEs for enhancing their competitiveness. There are nine components under the scheme viz

- 1) Marketing Support/Assistance to MSMEs(Bar Code)**
- 2) Support for Entrepreneurial and Managerial Development of SMEs through Incubators**
- 3) Enabling Manufacturing Sector to be competitive through Quality Management Standard & Quality Tech. Tools (QMS/QTT)**
- 4) Building Awareness on Intellectual Property Rights (IPR) for MSME**
- 5) Lean Manufacturing Competitiveness Scheme (LMCS) for MSMEs:**
- 6) Design Clinics Scheme for MSMEs**
- 7) Marketing Assistance and Technology Upgradation Scheme for MSMEs**
- 8) Technology and Quality Upgradation Support to MSMEs:**
- 9) Promotion of Information & Communication Tools (ICT) in Indian Micro, Small and Medium Enterprises (MSME) Sector**

The Gist of the NMCP scheme is given below:

➤ **Marketing Assistance/support to MSEs (Bar Code)**

The objective is to popularise the Bar Code registration and motivate manufacturing MSMEs to adopt the Bar Code Certification on large scale to market their value added products worldwide, besides domestic marketing. Under the Scheme, 75% of annual fee (recurring) of Bar Code certification for the first three years are reimbursed to MSEs.

➤ **Business Incubator support**

The scheme aims at nurturing innovative business ideas to become product which could be commercialized in a year. Under the scheme, various institutions like Engineering Colleges, Research Institutes, etc. are provided grants up to Rs.6.25 lakh for handholding each new idea/entrepreneur for providing technology guidance, Workshop and Lab support and linkage to other agencies for successful launching of the Business and guide the entrepreneur in establishing the enterprise.

➤ **Lean Manufacturing Competitiveness Programme**

Under the scheme, MSMEs will be assisted in reducing their manufacturing costs, through proper personnel management, better space utilization, scientific inventory management, improved process flows etc. which improve the quality of products and reduce costs. Special awareness Programmes are being conducted regularly for selective clusters across the State under the above activity.

➤ **Design Clinics**

The scheme aims to bring the MSME sector and design expertise on to a common platform to provide expert advice and solutions on real time design problems, resulting in continuous improvement and value-addition for existing products. It also aims at value-added cost effective solutions. The broad activities planned under the scheme include creation of Design Clinics Secretariat along with regional centres for intervention on the design needs of the MSME sector. The scheme is being implemented through National Institute of Design, Bangalore.

➤ **Intellectual Property Right (IPR)**

The scheme was launched to enable MSMEs to empower them in using effectively the tools of Intellectual Property Rights (IPR) of their innovative projects. Awareness Programmes on IPR are regularly being conducted by this Instt. for the benefit of MSMEs.

➤ **ISO 9000/ISO 14000 certifications:**

The scheme provides incentive/subsidy to the extent of 75% to those small scale/ ancillary undertaking who have acquired ISO 9000/ISO 14000 certifications.

➤ **Marketing Assistance and Technology Upgradation (MATU)**

The scheme aims at improving the marketing competitiveness of MSME sector by improving their techniques and technology for promotion of exports. MSEs are given opportunity and support for Identification of new markets through state/district level, local exhibitions/trade fairs, Corporate Governance Practices and Reimbursement to ISO 18000/22000/27000 Certification. 50% of the hall rent paid by the MSEs towards local exhibitions/trade fairs, are reimbursed to them subject to a ceiling of Rs.20000/- for general category and Rs.30,000/- for Women/SC/ST MSEs.

➤ **Technology and Quality Upgradation Support to MSMEs (TEQUP)**

The programme is to sensitize the manufacturing MSMEs to adopt Energy Efficient Technologies to improve their quality and reduce cost of production and encouraging MSMEs to acquire product certification licences from National/International bodies.

➤ **Vendor Development Programmes (VDPs):**

In order to disseminate the schemes/programmes of MSME and to provide a platform for MSMEs to show case their products for vendor support from PSUs and Govt. Deptts., this Instt. has been conducting workshop on vendor development programmes at State and National level through wide publicity.

MICRO AND SMALL ENTERPRISES CLUSTER DEVELOPMENT PROGRAMME (MSE-CDP)

Cluster is a concentration of enterprises engaged in manufacturing of same or similar products in a specific geographical area and are having common opportunities and threats. The Micro and Small Enterprises Cluster Development Programme (MSE-CDP) is a flagship scheme being operated by M/o MSME, Govt. of India as a key strategy for enhancing the productivity and competitiveness as well as capacity building of manufacturing Micro and Small Enterprises (MSEs) through GoI/GoTN Grant for establishment of Common Facility Centre (CFC) /Infrastructure development (ID) to be used by members/non-members within the cluster/units.

The maximum eligible GoI grant for establishment of CFC is 70-90% subject to max. of Rs.15.00 crore and for Infrastructure Development it is 60-80% subject to max. of Rs.10 Cr. The GoTN grant for CFC is to the extent of 10% of the project cost subject to a max. of Rs.1 cr. The District/State validated proposals as per MSE-CDP guidelines are submitted to Govt. of India by the beneficiary consortium (Special Purpose Vehicle) through online with due recommendation of MSME-DI and GoTN.

Funds are released in two or three instalments after two stage approval on the recommendation of the Steering Committee i.e. i) in principle approval and ii) Final approval. Tamil Nadu Small Industries Development Corporation (TANSIDCO) is the implementing agency for MSE-CDP scheme in Tamil Nadu and UT of Puducherry.

Tamil Nadu is the fore runner in highest number of clusters sanctioned /grant availed so far under the MSE-CDP Scheme of Govt. of India by creating visible benefits to the micro players under group initiatives. This institute with active support of Govt. of Tamil Nadu could map 169 MSE clusters across the state including 113 artisan clusters..

An exclusive MSE Cluster web portal, viz., **www.mseclusters-tn.com** is being maintained by MSME-DI, Chennai which provides all information and services about the promotional tool confining to the MSE cluster Movement in Tamilnadu.

The abstract status of the ongoing/active clusters under MSE-CDP scheme in Tamil Nadu is given below:

S.NO	STATUS	NOS.
1	CFC PROPOSALS - COMPLETED WITH COMMON FACILITY CENTRE (CFC)	10
2	CFC PROPOSALS - ON-GOING /UNDER IMPLEMENTATION IN VARIOUS STAGES	20
3	CFC PROPOSALS PENDING FOR HARD INTERVENTION (CFC) APPROVAL	4
4	CFC PROPOSALS PENDING FOR SOFT INTERVENTION APPROVAL	4
5	CFC PROPOSALS PENDING AT DSR STAGE	2
6.	CFC PROPOSALS DEFERRED/UNDER REVISION	13

The details of the above ongoing/active clusters under MSE-CDP Intervention are given in annexure.

CAPACITY ASSESSMENT FOR NSIC REGISTRATION

Officers from this Instt. carry out inspection for capacity assessment of manufacturing MSEs towards single point registration under NSIC during the year 2014.15. The NSIC registration enable the MSMEs in participating in various Tenders with free tender cost and exemption from payment of EMD besides L-1.price preference.

NATIONAL AWARD

In order to boost the competitiveness among MSEs, Govt. of India is giving National Awards to Manufacturing and Service sector MSEs, every year under five categories viz

- i) outstanding Entrepreneurship award
- ii) Product/Process Innovation award
- iii) Quality products award and
- iv) Lean Manufacturing Technique award and

This Instt. gives wide publicity, identify, extend hand holding support and the recommended MSMEs to Govt. of India for the National Award under the above categories to be awarded by Govt. of India

TAMIL NADU SKILL DEVELOPMENT CORPORATION

Tamil Nadu Skill Development Corporation is a non-profit organization registered under Section 25 of Indian Companies Act 1956. It is formed with an objective of imparting employability skills to youth for gainful employment. The skill training programmes are being imparted in association with various stake holders in the State on need basis through following Departments:-

- Taking into account the need for trained persons in security services to man business enterprises and commercial complexes, skill training in security services through State Police Department
- Taking into account demand for skilled persons in Hospitality sector training is imparted through Commissionerate of Food Safety.
- Taking into account demand for skilled persons in Retail sector short term skill training through Cooperative training institutions
- Short term skill training programme through TAHDCO
- Short term skill training under Construction Sector is imparted through Central Government's Construction Industry Development Council
- In Plastic engineering and technology Skill training is imparted through the CIPET.
- Through Hotel Management training institutions in Chennai and Trichy Training
- Training through ATI, Chennai. Training programme commenced on 20.01.2014.
- Construction sector skill training through L&T
- Banking and Financial Service sector skill training through ICT Academy
- Welding and Plumbing skill training through SRATI Training institutions
- Health services skill training through Apollo Med skill
- Leather and leather goods manufacturing skill training through FDDI
- Handicrafts skill training through KVIB
- HMV Driver Training Programme by Ashok Leyland Driver Training Institute, Namakkal
- BFSI (Banking Sector) skill training in TVS Training and Services,
- Women Empowerment skill training - through Avinashilingam Jan Shikshan Sansthan, Coimbatore
- Short term skill training programme WRI, Basic and Advanced Welding
- Skill training in Light Engineering through TVS Training Services
- Placement linked Skill Development Training Programme under Plastic Engineering Technology Sector for Unemployed Urban/Rural Youth through CIPET, Madurai
- Skill Development Training Programme under Plastic Engineering Technology Sector for Unemployed Urban/Rural Youth through CIPET.
- Skill training for Auto Driver, Nursing and Technical writing through British council.
- Skill development Training Programme in Basic Auto Mobile Training through IRTT, Erode
- Skill development Training Programme under Light Engineering Sector through IRT polytechnic colleges
- Implementation of Integrated skill Development Scheme (ISDS) during XII Plan by Director Sericulture and Director Handlooms
- Skill Training in health Care sector through IRT medical college, Perunthurai.
- Short term skill training in HMV Driver Training Programme by The Institute of Road Transport, Taramani, Chennai

- Short term skill training through Polytechnic for rural unemployed youth through Commissioner of Technical Education
- Leather Sector Skill Training through Leather Sector Skill Council (LSSC).
- Entrepreneurship training to 20,000 Government Arts and Science students.
- Short term training in Health Services in Association with KG Hospital, Coimbatore.
- Short term training in Automotive Sales & After sales service for School / college Dropouts By CII- Bosch.

Contact for further details

**Directorate of Employment and Training,
Alandur Road, Thiru-vi-ka Industrial Estate, Guindy, Chennai - 600032
044-22501002, 044-22501006, 044-22500900, 044-22500911**

TAMIL NADU SKILL DEVELOPMENT MISSION (TNSDM)

The vision of the Tamil Nadu Skill Development Mission (TNSDM) is to create employment opportunities for the unemployed youth in Tamilnadu & to transform Tamilnadu into a “Skill Hub” within a time bound Programme. The Tamil Nadu Skill Development Mission will act as a single agency to conduct training programmes and will act as nodal agency for all training programmes of Government Departments. [™] A Committee has already been formed for preparing a comprehensive proposal with officials of Employment and Training, THADCO, Department of Backward and Most Backward Welfare, Minorities Welfare Department and ICDS. [™] Inter departmental Meeting are also planned to decide roadmap for Action including introduction of e-modules.

A list of Industrial Training Institutes with contact details across Tamil Nadu is given in Annexure.

CONCLUSION

Tamil Nadu is one of the well-developed states in terms of industrial development. Logistical advantages of three major seaports, an international airport and several domestic airports, quality of human resources, a peaceful industrial climate and a positive work culture have added value to Tamil Nadu's standing in the industrial world. The State's business friendly policies and proactive initiatives have played a key role in this direction towards balanced development of both traditional and modern industries.

The State has established itself on the industrial map of India as a hub for Automobile and Auto components, Textile, Leather, Cement, Sugar and Engineering industries which contribute significantly to the State's output. The State has witnessed a significant growth not only in the automobile sector but also in new knowledge-based industries such as Information Technology (IT), Information Technology Enabled Services (ITES) and Biotechnology.

The State has emerged as one of the frontrunners in attracting a large amount of domestic and foreign investments in all these areas. The State Government is determined to ensure the revival of the traditional industrial sectors with a declared vision to make Tamil Nadu a regional gateway to Asia and a top-ranking exporter of manufactured goods. The focus of the State policy has been to facilitate and incentivize large mother industries to locate within Tamil Nadu. is emphasized in the new industrial policy.

The State occupies number one slot in terms of a number of industrial parameters. The manufacturing sector has become a broad-based one. In addition to this, Tamil Nadu has been a rich pasture for Foreign Direct Investment because of its inherent advantages. The recently molded bold and ambitious measures such as Tamil Nadu Vision 2023 phase I and II, Tamil Nadu Industrial Policy 2014, Tamil Nadu Automobile and Auto Components Policy 2014 and Tamil Nadu Bio-Technology Policy 2014 will go towards taking the industrial growth process into self- sustained and self-propelled one in the immediate future.

Annexure-1

TAMIL NADU - DISTRICT-WIST POPULATION

STATE/DISTRICT		TOTAL POPULATION	MALE	FEMALE
TAMIL NADU	Total	72147030	36137975	36009055
Rural		37229590	18679065	18550525
Urban		34917440	17458910	17458530
Thiruvallur	Total	3728104	1876062	1852042
Rural		1299709	650462	649247
Urban		2428395	1225600	1202795
Chennai	Total	4646732	2335844	2310888
Rural		0	0	0
Urban		4646732	2335844	2310888
Kancheepuram	Total	3998252	2012958	1985294
Rural		1459916	734979	724937
Urban		2538336	1277979	1260357
Vellore	Total	3936331	1961688	1974643
Rural		2234344	1117101	1117243
Urban		1701987	844587	857400
Tiruvannamalai	Total	2464875	1235889	1228986
Rural		1969930	989726	980204
Urban		494945	246163	248782
Viluppuram	Total	3458873	1740819	1718054
Rural		2939785	1481475	1458310
Urban		519088	259344	259744
Salem	Total	3482056	1781571	1700485
Rural		1707934	883274	824660
Urban		1774122	898297	875825
Namakkal	Total	1726601	869280	857321
Rural		1030476	520684	509792
Urban		696125	348596	347529
Erode	Total	2251744	1129868	1121876
Rural		1093768	552393	541375
Urban		1157976	577475	580501
The Nilgiris	Total	735394	360143	375251
Rural		299739	145909	153830
Urban		435655	214234	221421
Dindigul	Total	2159775	1080938	1078837
Rural		1351735	678605	673130
Urban		808040	402333	405707
Karur	Total	1064493	528184	536309
Rural		629976	312628	317348
Urban		434517	215556	218961

Tiruchirappalli	Total	2722290	1352284	1370006
Rural		1384257	688552	695705
Urban		1338033	663732	674301
Perambalur	Total	565223	282157	283066
Rural		468060	233926	234134
Urban		97163	48231	48932
Ariyalur	Total	754894	374703	380191
Rural	Rural	671100	333253	337847
Urban	Urban	83794	41450	42344
Cuddalore	Total	2605914	1311697	1294217
Rural		1720725	868861	851864
Urban		885189	442836	442353
Nagapattinam	Total	1616450	798127	818323
Rural		1251826	619369	632457
Urban		364624	178758	185866
Thiruvavarur	Total	1264277	626693	637584
Rural		1006482	499954	506528
Urban		257795	126739	131056
Thanjavur	Total	2405890	1182416	1223474
Rural		1554531	765177	789354
Urban		851359	417239	434120
Pudukkottai	Total	1618345	803188	815157
Rural		1301991	645505	656486
Urban		316354	157683	158671
Sivaganga	Total	1339101	668672	670429
Rural		926256	462210	464046
Urban		412845	206462	206383
Madurai	Total	3038252	1526475	1511777
Rural		1191451	601247	590204
Urban		1846801	925228	921573
Theni	Total	1245899	625683	620216
Rural		575418	290880	284538
Urban		670481	334803	335678
Virudhunagar	Total	1942288	967709	974579
Rural		962062	480360	481702
Urban		980226	487349	492877
Ramanathapuram	Total	1353445	682658	670787
Rural		942746	474508	468238
Urban		410699	208150	202549
Thoothukkudi	Total	1750176	865021	885155
Rural		873374	430361	443013
Urban		876802	434660	442142

Tirunelveli	Total	3077233	1520912	1556321
Rural		1557004	768728	788276
Urban		1520229	752184	768045
Kanniyakumari	Total	1870374	926345	944029
Rural		330572	164938	165634
Urban		1539802	761407	778395
Dharmapuri	Total	1506843	774303	732540
Rural		1245931	643215	602716
Urban		260912	131088	129824
Krishnagiri	Total	1879809	960232	919577
Rural		1451446	742444	709002
Urban		428363	217788	210575
Coimbatore	Total	3458045	1729297	1728748
Rural		839105	419032	420073
Urban		2618940	1310265	1308675
Tiruppur	Total	2479052	1246159	1232893
Rural		957941	479309	478632
Urban		1521111	766850	754261

Source: Census 2011

Annexure:2

LIST OF BLOCKS OF TAMIL NADU

District Code	District Name	Block Code	Block Name
1	Kanchipuram	1	Kanchipuram
		2	Walajabad
		3	Uthiramerur
		4	Sriperumbudur
		5	Kundrathur
		6	Thiruporur
		7	Kattankolathur
		8	Thirukalukundram
		9	Thomas Malai
		10	Acharapakkam
		11	Madurantakam
		12	Lathur
		13	Chithamur
2	Tiruvallur	1	Villivakkam
		2	Puzhal
		3	Minjur
		4	Sholavaram
		5	Gummidipoondi
		6	Tiruvalangadu
		7	Tiruttani
		8	Pallipet
		9	R.K.Pet
		10	Tiruvallur
		11	Poondi
		12	Kadambathur
		13	Ellapuram
		14	Poonamallee
3	Cuddalore	1	Cuddalore
		2	Annagramam
		3	Panruti
		4	Kurinjipadi
		5	Kattumannar Koil
		6	Kumaratchi
		7	Keerapalayam
		8	Melbhuvanagiri
		9	Parangipettai
		10	Vridhachalam
		11	Kammapuram
		12	Nallur
		13	Mangalur
4	Villupuram	1	Tirukoilur
		2	Mugaiyur
		3	T.V. Nallur
		4	Tirunavalur
		5	Ulundurpet
		6	Kanai
		7	Koliyanur
		8	Kandamangalam
		9	Vikkiravandi
		10	Olakkur
		11	Mailam
		12	Merkanam

LIST OF BLOCKS OF TAMIL NADU

District Code	District Name	Block Code	Block Name
		13	Vanur
		14	Gingee
		15	Vallam
		16	Melmalayanur
		17	Kallakurichi
		18	Chinnasalem
		19	Rshivandiyam
		20	Sankarapuram
		21	Thiyagadurgam
		22	Kalrayan Hills
5	Vellore	1	Vellore
		2	Kaniyambadi
		3	Anaicut
		4	Madhanur
		5	Katpadi
		6	K.V. Kuppam
		7	Gudiyatham
		8	Pernambet
		9	Walajah
		10	Sholinghur
		11	Arakonam
		12	Nemili
		13	Kaveripakkam
		14	Arcot
		15	Thimiri
		16	Thirupathur
		17	Jolarpet
		18	Kandhili
		19	Natrampalli
		20	Alangayam
6	Tiruvannamalai	1	Tiruvannamalai
		2	Kilpennathur
		3	Thurinjapuram
		4	Polur
		5	Kalasapakkam
		6	Chetpet
		7	Chengam
		8	Pudupalayam
		9	Thandrampet
		10	Jawadumalai
		11	Cheygar
		12	Anakkavoor
		13	Vembakkam
		14	Vandavasi
		15	Thellar
		16	Peranamallur
		17	Arni
		18	West Arni
7	Salem	1	Salem
		2	Veerapandy
		3	Panamarathupatti
		4	Ayothiyapattinam

District Code	District Name	Block Code	Block Name
		5	Valapady
		6	Yercaud
		7	P.N.Palayam
		8	Attur
		9	Gangavalli
		10	Thalaivasal
		11	Kolathur
		12	Nangavalli
		13	Mecheri
		14	Omalur
		15	Tharamangalam
		16	Kadayampatti
		17	Sankari
		18	Idappady
		19	Konganapuram
		20	Mac. Choultry
8	Namakkal	1	Elacipalayam
		2	Erumapatty
		3	Kabilarmalai
		4	Kollihills
		5	Mallasamudram
		6	Mohanur
		7	Namakkal
		8	Namagiripet
		9	Puduchatram
		10	Paramathy
		11	Pallipalayam
		12	Rasipuram
		13	Sendamangalam
		14	Tiruchengode
		15	Vennandur
9	Dharmapuri	1	Dharmapuri
		2	Nallampalli
		3	Pennagaram
		4	Harur
		5	Morappur
		6	Pappireddipatti
		7	Karimangalam
		8	Palacode
10	Erode	1	Erode
		2	Modakkuruchi
		3	Kodumudi
		4	Perundurai
		5	Chennimalai
		12	Ammamet
		13	Anthiyur
		14	Bhavani
		15	Gobi
		16	Nambiyur
		17	T.N. Palayam
		18	Sathy
		19	Bhavanisagar

District Code	District Name	Block Code	Block Name
		20	Talavadi
11	Coimbatore	1	Karamadai
		2	Madukkarai
		3	P.N.Palayam
		4	S.S.Kulam
		5	Thondamuthur
		6	Anaimalai
		8	Kinathukadavu
		10	Pollachi(N)
		11	Pollachi(S)
		13	Annur
		17	Sulur
		18	Sultanpet
12	The Nilgiris	1	Udhagai
		2	Coonoor
		3	Kotagiri
		4	Gudalur
13	Thanjavur	1	Thanjavur
		2	Budalur
		3	Thiruvaiyaru
		4	Orathanadu
		5	Thiruvonam
		6	Kumbakonam
		7	Thiruvidaimarudur
		8	Tiruppanandal
		9	Papanasam
		10	Ammamet
		11	Pattukkottai
		12	Madukkur
		13	Peravurani
		14	Sethubavachatram
14	Nagapattinam	1	Nagapattinam
		2	Keelaiyur
		3	Kilvelur
		4	Thirumarugal
		5	Thalainayar
		6	Vedaranyam
		7	Mayiladuthurai
		8	Kuthalam
		9	Sembanarkoil
		10	Sirkali
		11	Kollidam
15	Tiruvarur	1	Valangaiman
		2	Nannilam
		3	Kodavasal
		4	Thiruvarur
		5	Koradacheri
		6	Mannargudi
		7	Needamangalam
		8	Kottur

District Code	District Name	Block Code	Block Name
		9	Thiruthuraipoondi
		10	Muthupettai
16	Tiruchirappalli	1	Andanallur
		2	Manikandam
		3	Thiruverambur
		4	Manapparai
		5	Marungapuri
		6	Vaiyampatty
		7	Lalgudi
		8	Manachanallur
		9	Pullampady
		10	Musiri
		11	Thottiam
		12	T.Pet
		13	Thuraiyur
		14	Uppiliyapuram
17	Karur	1	Karur
		2	Thanthoni
		3	Aravakurichi
		4	K.Paramathi
		5	Kulithalai
		6	Krishnarayapuram
		7	Kadavur
		8	Thogamalai
18	Perambalur	1	Perambalur
		2	Veppanthattai
		5	Alathur
		6	Veppur
19	Pudukkottai	1	Annavasal
		2	Arimalam
		3	Kunnandarkoil
		4	Ponnamaravathi
		5	Pudukkottai
		6	Thirumayam
		7	Viralimalai
		8	Arantangi
		9	Avudayarkoil
		10	Gandarvakottai
		11	Karambakkudi
		12	Manamelkudi
		13	Thiruvarankulam
20	Madurai	1	Madurai East
		2	Madurai West
		3	Thirupparankundram
		4	Melur
		5	Kottampatti
		6	Vadipatti
		7	Alanganallur
		8	Usilampatti
		9	Chellampatti

District Code	District Name	Block Code	Block Name
		10	Sedapatti
		11	Thirumangalam
		12	T.Kallupatty
		13	Kallikudi
21	Theni	1	Andipatti
		2	K Myladumparai
		3	Periyakulam
		4	Theni
		5	Bodinaickanur
		6	Chinnamanur
		7	Uthamapalayam
		8	Cumbum
22	Dindigul	1	Dindigul
		2	Athoor
		3	Reddiarchatram
		4	Shanarpatti
		5	Natham
		6	Nilakottai
		7	Batlagundu
		8	Palani
		9	Oddanchatram
		10	Thoppampatti
		11	Vedasandur
		12	Vadamadurai
		13	Guziliamparai
		14	Kodaikanal
23	Ramanathapuram	1	Mandapam
		2	Ramanathapuram
		3	R.S. Mangalam
		4	Thiruppullani
		5	Thiruvadanai
		6	Bogalur
		7	Kadaladi
		8	Kamuthi
		9	Mudukulathur
		10	Nainarkoil
		11	Paramakudi
24	Virudhunagar	1	Arupukottai
		2	Virudhunagar
		3	Kariapatti
		4	Tiruchuli
		5	Narikudi
		6	Rajapalayam
		7	Srivilliputhur
		8	Watrap
		9	Sivakasi
		10	Vembakottai
		11	Sattur
25	Sivagangai	1	Sivaganga
		2	Kalaiyarkoil

District Code	District Name	Block Code	Block Name
		3	Manamadurai
		4	Thiruppuvanam
		5	Ilayangudi
		6	Thiruppathur
		7	Singampunari
		8	Sakkottai
		9	Kallai
		10	Devakottai
		11	Kannangudi
		12	S.Pudur
26	Tirunelveli	1	Palayamkottai
		2	Manur
		3	Melaneelithanallur
		4	Kuruvikulam
		5	Sankarankoil
		6	Ambasamudram
		7	Cheranmahadevi
		8	Pappakudi
		9	Kadayam
		10	Nanguneri
		11	Kalakadu
		12	Valliyoar
		13	Radhapuram
		14	Alankulam
		15	Keelapavoor
		16	Kadayanallur
		17	Shencottai
		18	Tenkasi
		19	Vasudevanallur
27	Thoothukkudi	1	Thoothukudi
		2	Karungulam
		3	Srivaikundam
		4	Alwarthirunagari
		5	Tiruchendur
		6	Udangudi
		7	Sattankulam
		8	Kovilpatti
		9	Kayathar
		10	Ottapidaram
		11	Vilathikulam
		12	Pudur
28	Kanniyakumari	1	Agastheeswaram
		2	Thovalai
		3	Rajakkamangalam
		4	Thuckalay
		5	Kurunthancode
		6	Thiruvattar
		7	Killiyoor
		8	Munchirai
		9	Melpuram
30	Krishnagiri	1	Krishnagiri

District Code	District Name	Block Code	Block Name
		2	Kaveripattanam
		3	Veppanapalli
		4	Bargur
		5	Mathur
		6	Uthangarai
		7	Hosur
		8	Shoolagiri
		9	Kelamangalam
		10	Thally
31	Ariyalur	3	Ariyalur
		4	Thirumanur
		7	Jayamkondam
		8	Andimadam
		9	T.Palur
		10	Sendurai
32	Tiruppur	6	Uthukuli
		7	Gudimangalam
		8	Vellakoil
		9	Madathukulam
		10	Kundadam
		11	Mulanur
		12	Udumalpet
		14	Avinashi
		15	Palladam
		16	Pongalur
		19	Tiruppur
		20	Kangayam
		21	Dharapuram

Annexure - III

District-wise List of Backward & Most Backward Blocks in Tamilnadu

A. List of Backward Blocks in Tamilnadu

Sl. No.	Backward Blocks
1	Kancheepuram District 1. Uthiramerur 2. Acharapakkam 3. Maduranthagam (Urban) 4. Kundrathur 5. Thiruporur 6. Chengalpattu (Urban)
3	Cuddaalur District 11. Kattumannarkoil 12. Komaratchi 13. Annagramam 14. Panruti 15. Kammapuram 16. Virudhachalam (Urban) 17. Mangalur 18. Kurinjipadi 19. Nelikuppam (Urban)
2	Tiruvallur District 7. Minjur 8. Ellapuram 9. R.K.Pettai 10. Avadi (Urban)
4	Villurpuram District 20. Gingee 21. Mailam 22. Marakkanam 23. Olakkur 24. Ulundurpet 25. Kolianur 26. Kallakurichi 27. Chinnasalem 28. Sankarapuram 29. Mugaiyur

Sl. No.	Backward Blocks
5	Vellore District 31. Vellore 32. Kaniambadi 33. Anaicut 34. Alangayam 35. Gudiyatham 36. Pernampet 37. Natrampalli 38. Tirupathur 39. Timiri 40. Katpadi 41. Kaveripakkam
7	Salem District 55. Peddanaikkanpalayam 56. Thalaivasal 57. Gangavalli 58. Edappadi 59. Konganapuram 60. Macdonald Choultry (Magudanchavadi) 61. Yercaud 62. Salem 63. Valapady 64. Ayothiappattinam 65. Kadaiyampatty 66. Mecheri 67. Kalathur
9	Dharmapuri District 75. Uthangarai 76. Kelamangalam 77. Morappur 78. Dharmapuri 79. Nallampalli 80. Karimangalam 81. Krishnagiri 82. Kaveripattinam 83. Bargur 84. Pennagaram 85. Shoolagiri

Sl. No.	Backward Blocks
6	Thiruvannamalai District 42. Thiruvannamalai 43. Thuringapuram 44. Keelpennathur 45. Thiruvannamalai (Urban) 46. Arani West 47. Arani (Urban) 48. Wandavasi 49. Pernamallur 50. Thellar 51. Wandavasi (Urban) 52. Kalasapakkam 53. Chengam 54. Thiruvanthipuram (Urban)
8	Namakkal District 69. Sendamangalam 70. Erumaipatti 71. Mohanur 72. Kollimalai 73. Kabilarmalai 74. Elachipalayam
10	Erode District 86. Dharapuram 87. Kundadam 88. Mulanur 89. Sathyamangalam 90. Talavadi 91. Bhavanisagar 92. Gobichettipalayam 93. Nambiyur 94. Thukkanaickenpalayam 95. Kodumudi 96. Modakkurichi 97. Ammapet

Sl. No.	Backward Blocks
11	Coimbatore District 98. Sultanpet 99. Thondamuthur 100. Pongalur
13	Karur District 104. Krishnarayapuram 105. Kulithalai 106. Musiri 107. Thottiyam 108. Aravakurichi 109. Thathaiyangarpet
15	Perambalur District 114. Jayankondam 115. Thuraiyur 116. Thuraiyur (Urban) 117. Andanallur 118. Ariyalur
17	Thiruvarur District 126. Valangaiman 127. Mannargudi 128. Mannargudi (Urban) 129. Needamangalam 130. Nannilam 131. Thiruthuraipoondi (Urban) 132. Thiruvarur 133. Thiruvarur (Urban)

Sl. No.	Backward Blocks
12	The Nilgiris District 101. Gudalur 102. Kothagiri 103. Uthagamandalam
14	Thiruchirapalli District 110. Manapparai 111. Thiruverumbur 112. Manikandam 113. Manachanallur
16	Thanjavur District 119. Thanjavur 120. Thiruvaiyaru 121. Kumbakonam 122. Thiruvidadaimarudur 123. Pattukottai 124. Peravurani 125. Pattukottai (Urban)
18	Nagapattinam District 134. Sembanarkoil 135. Nagapattinam 136. Nagapattinam (Urban) 137. Thirumarugal 138. Thalaigaiyur 139. Vedaranyam 140. Sirkali (Urban) 141. Kilvelur 142. Mayiladuthurai 143. Mayiladuthurai (Urban) 144. Kuthalam

Sl. No.	Backward Blocks
19	Pudukottai District 145. Ponnamaravathy 146. Arimalam 147. Gandarvakottai 148. Thiruvrankulam 149. Karambakudi 150. Aranthangi 151. Avudayarkoil 152. Manelmelkudi 153. Annavasal
21	Theni District 161. Uthamapalayam 162. Bodinayakkanur (Urban) 163. Bodinayakkanur 164. Periyakulam
23	Ramanathapuram District 172. Thiruvadanai 173. Paramakudi 174. Paramakudi (Urban) 175. Mudukulathur 176. Kamuthi 177. Mandapam 178. Ramanathapuram (Urban)
25	Sivagangai District 183. Kalayarkoil 184. Sivagangai (Urban) 185. Ilayankudi 186. Thirupathur 187. Singampunari 188. Kallal 189. Devakottai 190. Devakottai (Urban)

Sl. No.	Backward Blocks
20	Madurai District 155. Vadipatti 156. Alangannallur 157. Usilampatti 157. Chellampatti 158. T. Kallupatti 159. Madurai East 160. Kallikudi
22	Dindigul District 165. Vathalagundu 166. Guziliamparai 167. Kodaikanal 168. Athur 169. Shanarpatti 170. Reddiarchatram 171. Kodaikanal (Urban)
24	Virudunagar District 179. Watrap 180. Tiruchuli 181. Narikudi 182. Kariapatti
26	Tirunelveli District 191. Palayamkottai 192. Kalakadu 193. Shencottai 194. Kuruvikulam 195. Tenkasi 196. Kilapavoor 197. Alangulam 198. Kadayanallur 199. Radhapuram 200. Valliyur 201. Cheranmadevi 202. Kadayam 203. Pappakudi 204. Puliyangudi (Urban)

Sl. No.	Backward Blocks
27	Tuticorin District 205. Sathankulam 206. Siruvaikundam 207. Karunkulam 208. Ottapidaram 209. Pudur 210. Alwarthirunagar 211. Udangudi 212. Kayathar

Sl. No.	Backward Blocks
28	Kanniyakumari District 213. Agastheeswaram 214. Rajakamangalam 215. Colachel (Urban)

List of Most Backward Blocks in Tamilnadu

Sl. No.	Most Backward Blocks
1	Kancheepuram District 1. Wallajabad 2. Kancheepuram (Urban) 3. Lathur 4. Chithamur
3	Currdalor District 7. Portonovo 8. Melbhuvanagiri
5	Vellore District 17. Arcot 18. Jolarpet 19. Kandhili 20. Nemili

Sl. No.	Most Backward Blocks
2	Tiruvallur District 5. Poondi 6. Kadambathur
4	Villurpuram District 9. Melmalayanur 10. Vallam 11. Thirunavalur 12. Kanai 13. Kandamangalam 14. Thiagadurgam 15. Rishivandiyam 16. Kalrayan Hills
6	Thiruvannamalai District 21. Cheyyar 22. Vembakkam 23. Polur 24. Chetput 25. Jawadhu Hills 26. Pudupalayam 27. Thandarampet

Sl. No.	Most Backward Blocks
7	Dharmapuri District 28. Mathur 29. Veppanapalli
9	Karur District 32. Kadavur 33. Thogaimalai
11	Thanjavur District 42. Thiruvonam 43. Sethubavachatram 44. Ammapettai 45. Thiruppanandal
13	Nagapattinam District 53. Sirkali 54. Kollidam 55. Keelavur
15	Theni District 58. Chinnamanur 59. Cumbam 60. Kadamalaikundu 61. Myladumparai
17	Ramanathapuram District 62. Nainarkoil 63. Bogalur 64. Thirupullani 65. R.S.Mangalam 66. Kadaladi
19	Tirunelveli District 69. Courtallam (Urban) 70. Kadayanallur (Urban) 71. Melaneelithanallur

Sl. No.	Most Backward Blocks
8	Thiruchirapalli District 30. Marungapuri 31. Viayampatti
10	Perambalur District 34. Uppiliyapuram 35. Andimadam 36. T. Palur 37. Alathur 38. Veppanthattai 39. Veppur 40. Sendurai 41. Thirumanur
12	Thiruvarur District 46. Madukkur 47. Kodavasal 48. Koradachery 49. Thiruthuraipoondi 50. Muthupettai 51. Kottur 52. Koothanallur (Urban)
14	Madurai District 56. Sedapatti 57. Kottampatti
16	Dindigul District 61. Natham
18	Sivagangai District 67. S. Pudur 68. Kannangudi

Annexure-IV

CONTACT DETAILS OF DISTRICT INDUSTRIES CENTRES – GOVT. OF TAMIL NADU

Sl. No.	Name and Address	STD Code	Office	e-mail Address	Website Address
1	Industries Commissioner and Director of Industries SIDCO Corporate Office Building, Thiru Vi Ka Industrial Estate, Guindy, Chennai-32 (HEAD OFFICE)	044	22505011 22502053 22501073 22505003 (Fax)	indcochn@gmail.com	www.tn.gov.in
2	Regional Joint Director, Industrial Estate, Guindy, Chennai 600 032.	044	22501621	rjdchn@gmail.com	www.rjdchn.in
3	General Manager, District Industries Centre, 2, Raja Street, Coimbatore - 614 001.	422	2391678 2397311	cbedic@gmail.com	www.diccbn.in
4	General Manager, District Industries Centre, Industrial Estate, Chemmandalam, Cuddalore - 607 001	04142	290116 290192	diccud@gmail.com	www.diccud.in
5	General Manager, District Industries Centre, Sidco Industrial Estate, Salem Main Road, Dharmapuri - 636 701.	04342	230892 231081	dicdpi@gmail.com	www.dicdpi.in
6	General Manager, District Industries Centre, S.R.Mills Road, Sidco Industrial Estate, Dindigul - 624 003	0451	2470893	dicdindigul@gmail.com	www.dicdgl.in
7	General Manager, District Industries Centre, Sidco Industrial Estate Campus, Erode - 638 001	0424	2275283 2275859	dicerd@gmail.com	www.dicerd.in
8	General Manager, District Industries Centre, Collectorate Compound, Kancheepuram - 631 501.	044	27238837 27238551	dickpm@gmail.com	www.dickpm.in
9	General Manager, District Industries Centre, Konam, Nagercoil - 629 001.	04652	260008	dicngl@gmail.com	www.dicngl.com
10	General Manager, District Industries Centre, Jawahar Plaza, No.152, 2nd floor, Jawahar Bazaar, Karur - 639 001.	04324	264272	dickrr@gmail.com	www.dickrr.in

11	General Manager, District Industries Centre, Industrial Estate, Krishnagiri - 635 001.	04343	235567	dickri2013@gmail.com	www.dickgri.in
12	General Manager, District Industries Centre, Azahakar Kovil Road, Madurai - 625 002.	0452	2537621	dicmdu2011@gmail.com	www.dicmdu.in

13	General Manager, District Industries Centre, Nethaji Road, Nagapattinam - 611 110.	04365	241193	dicnpm@gmail.com	www.dicnpm.in
14	General Manager, District Industries Centre, District Collectorate Master Complex, Thiruchencode Road, Namakkal - 637 003.	04286	281151	dicnmkl@gmail.com	www.dicnmkl.in
15	General Manager, District Industries Centre, KGM Apts. KGM Nagar, Near New Bus Stand, Perambalur - 621 220.	04328	291595	dicpblr@gmail.com	www.dicpblr.com
16	General Manager, District Industries Centre, Collectorate Compound, Pudukottai - 622 005.	04322	221794	pdkdic@gmail.com	www.dicpdk.in
17	General Manager, District Industries Centre, Pattinamkathan Post, Vellipattinam (via), Ramanathapuram - 625 005.	04567	230497 232329	rmddic@gmail.com	www.dicrmd.in
18	General Manager, District Industries Centre, Industrial Estate, Salem - 636 004.	0427	2447878	slmdic@gmail.com	www.dicsalem.in
19	General Manager, District Industries Centre, Collectorate Complex, Sivagangai 623 560.	04575	240257 240407	dicsva@gmail.com	www.dicsvg.in
20	General Manager, District Industries Centre, Nanjakottai Road, Thanjavur - 613 006.	04362	255318 230857	tnjdic@gmail.com	www.ductnj.in
21	General Manager, District Industries Centre,Collectorate bungalow Theni 625531	04546	252081	dicthn@gmail.com	www.dictni.in

22	General Manager, District Industries Centre, The Nilgris - 643 006.	0423	2443947	dicooty@gmail.com	www.dicooty.in
23	General Manager, District Industries Centre, Kakkalur Industrial Estate, Thiruvallur Avadi High Road, Kakkalur, Thiruvallur - 602 003.	044	27666787 27663796 26255044	dictvlr@gmail.com	www.dictvlr.in
24	General Manager, District Industries Centre, No.7, New Street, Thiruvavarur - 610 002.	04366	224403	dictvrur@gmail.com	www.dictiruvavarur.com
25	General Manager, District Industries Centre, Collectorate Compound, Thirichirapalli 620 001.	0431	2460823	dictrichy@gmail.com	www.dictiruchi.in
26	General Manager, District Industries Centre, Thomas Road, Thirunelveli - 627 001.	0462	2572162 2572384	dicnellai@gmail.com	www.dictirunelveli.in
27	General Manager, District Industries Centre, 5-DD Plot No.35 P A. V U. S A. Nagar, Manthoppu, Thiruvannamalai - 605 601.	04175	254849	dictvm@gmail.com	www.dictvm.in
28	General Manager, District Industries Centre, Palayankottai Road, (near) Buybass Road, Korampallayam, Thoothukudi 628 101.	0461	2340152 2340053	dictuti@gmail.com	www.dictui.in

29	General Manager, District Industries Centre, Gandhi Nagar Industrial Estate, Vellore - 632 006.	0416	2242512 2242413	dicvlr@gmail.com	www.dicvlr.in
30	General Manager, District Industries Centre, Bhavani Street, Alamelupuram, Villupuram - 605 602.	04146	223616	dicvpm@gmail.com	www.dic.vpm.in
31	General Manager, District Industries Centre, Collectorate Complex, Virudhunagar - 626 002.	4562	252739	vrddic@gmail.com	www.dicvnr.in
32	General Manager, District Industries Centre, 141, College Road, Tiruppur - 641 602.	0421	2244007	dictpr@gmail.com	www.dictiruppur.in
33	General Manager, District Industries Centre, 56B, Rajaji Nagar, Ariyalur - 621 713.	04329		dicariyalur@gmail.com	

Annexure-V

IMPORTANT CONTACT ADDRESS RELATED TO INDUSTRIES IN TAMIL NADU

NAME OF THE DEPTT./INSTT/ORGANISATION	CONTACT ADDRESS	CONTACT NO.	EMAIL
MSME-DEVELOPMENT INSTITUTE (MSME-DI)	65/1, GST ROAD, GUINDY CHENNAI-32	044-22501011 044-22501012 044-22501014 (FAX)	dcdi-chennai@dcmsme.gov.in
Industries Commissioner and Director of Industries and Commerce (IC & DIC) Govt. of Tamil Nadu	SIDCO Corporate office building, Thiru vi ka industrial estate Guindy, Chennai-32	044-22505011 044-22502053 044-22501073 044-22505003 (fax)	indcochn@gmail.com
Tamilnadu Small Industries Development Corporation Limited, (TANSIDCO)	Tamilnadu Small Industries Development Corporation Limited, SIDCO Corporate Office Building Thiru Vi Ka Industrial Estate, Chennai - 600 032.	044-22501461, 22501422, 044-22500073 044-22500317 044-22500289 Fax No:044- 2250 0792	ho.sidco@nic.in , corp.sidco@nic.in
The Tamilnadu Industrial Investment Corporation Limited, (TIIC)	692, Anna Salai Nandanam Chennai-35	044-24306100 044-24331203 044-24347150 (FAX) 044-24347209	ho@tiic.org
Tamil Nadu Industrial Development Corporation Ltd,(TIDCO)	19-A, Rukmini Lakshmipathy Road, Egmore, Chennai 600 008.	044-2567 1383	cmd.tidco@nic.in indsec@tn.gov.in
State Industries Promotion Corporation of Tamilnadu Ltd. (SIPCOT)	19-A, Rukmani Lakshmipathy Road, Egmore, Chennai 600 008 Tamil Nadu	044-2855 4787 044-2851 3978 (fax)	sipcot@md3.vsnl.net.in
Entrepreneurship Development Instt. (EDI)	Parthasarathi Koil St. Guindy Industrial Estate, Guindy,Chennai-32	044-22252081 /82/83/84 044-22252085 (Fax)	admin@editn.in
Tamil Nadu Small Industries Corporation Ltd (TANSI)	Thiru-vi-ka Industrial Estate, Guindy, Chennai-600 032.	044-2250 1632 044- 2250 0642 044-22500411 (Fax)	generaltansi@yahoo.com
Indian Overseas Bank (SME Deptt)	763 Anna Salai, Chennai - 600002	044-2888 9398 044-28524212	sme@iobnet.co.in

Source: Govt. of Tamil Nadu www.investingintamilnadu.com

Annexure: VI

LIST OF DISTRICT WISE INDUSTRIAL ESTATES

S.No.	District	Location	Year of formation	Total Extent (in acres)
1	Chennai	Guindy (G)	1958	404.08
2		Arumbakkam (S)	1979	3.92
3		Villivakkam (S)	1979	2.04
4		Kodungaiyur (S)	1979	7.88
5	Thiruvallur	Ambattur (G)	1963	1167.00
6		Kakkalur (G)	1988	199.00
7		Kakkalur-Phase – II (G)	2009	84.01
8		Thirumazhisai (S)	1988	160.85
9		Gummidipoondi (S)	1988	25.24
10		R.K.Pet (S)	1996	8.15
11		Vichoor (S)	1994	59.16
12		Thirumullaivoyal (WIP) (S)	2001	225.80
13	Kancheepuram	Kancheepuram (G)	1968	37.95
14		Maraimalai nagar (S)	1981	39.50
15		Alathur (S)	1984	150.00
16		Thirumudivakkam (S)	1993	201.11
		including WIP		
17	Vellore	Katpadi (G)	1968	19.48
18		Arakonam (G)	1968	11.09
19		Arakonam- Phase II (G)	2009	40.65
20		Ranipet (S)	1972	113.44
21		Mukuntharayapuram (S)	1980	86.19
22		Vannivedu (S)	1987	16.44
23		Vinnamangalam (S)	2009	10.49
24		Vaniyambadi (S)	2013	7.08
25	Thiruvanna-malai	Thiruvannamalai (G)	1968	15.56

26	Krishnagiri	Krishnagiri (G)	1965	41.86
27		Uthangarai (S)	1995	41.28
28		Hosur(SIPCOT) (S)	1976	95.15
29		Hosur (New) (S)	1999	18.80
30		Bargur (S)	1995	13.05
31		Bargur – Phase II (S)	2009	18.59
32		Pollupalli (S)	2009	60.96
33	Dharmapurai	Dharmapuri (G)	1965	20.28
34		Kadagathur (S)	2009	7.02
35	Salem	Salem (G)	1967	19.55
36		Mettur (G)	1967	184.38
37		Karuppur (WIP) (S)	2004	51.74
38		Veerapandi (S)	1993	9.79
39	Namakkal	Namakkal (S)	1977	10.09
40		Thiruchengodu (S)	1980	9.18
41	Erode	Erode (G)	1959	25.13
42		Nanjaiuthukuli (S)	1995	13.05
43	Coimbatore	Kurichi (G)	1972	88.43
44		Malumichampatti (S)	1994	36.14
45	Tiruppur	Ganapathipalayam (S)	1993	17.10
46		Tiruppur (S)	1978	10.14
47		Gudimangalam (S)	1992	6.74
48		Rasathavalasu (S)	2011	51.80
49	Nilgiris	Ooty (S)	1981	10.65
50	Cuddalore	Cuddalore (G)	1971	15.60
51		Vadalur (G)	1972	26.22
52	Villupuram	Asanur (S)	2009	107.80
53		Venmaniathur (S)	2011	38.88
54	Perambalur	Elambalur (S)	2009	44.48

55	Thanjavur	Kumbakonam (G)	1968	32.30
56		Thanjavur (G)	1968	21.94
57		Pillaiyarpatti (S)	1974	10.96
58		Nanjikottai (S)	1996	26.30
59	Nagapattinam	Nagapatinam (G)	1966	20.97
60		Mayiladuthurai (S)	2009	12.56
61	Tiruchirapalli	Thuvakudi (G)	1974	478.38
62		Thiruverambur (G)	1974	74.50
63		Ariyamangalam (G)	1974	17.64
64		Valavanthankottai(WIP) (S)	2003	51.70
65		Valavanthankottai (P- II)(S)	2008	87.18
66		Valavanthankottai(P- III)(S)	2009	26.84
67		Kumbakudy (S)	2009	24.46
68	Karur	Karur (G)	1974	26.63
69		Karur (Athur) (S)	1993	36.29
70	Pudukkottai	Pudukkottai (G)	1974	23.18
71		Pudukkottai (SIPCOT) (S)	1988	51.45
72		Mathur (S)	1975	26.00
73		Mathur (New) (S)	2013	19.92
74	Theni	Theni (G)	1963	26.59
75		Andipatty (S)	1994	22.34
76	Dindigul	Dinidigul (G)	1965	39.90
77		Batlagundu (G)	1965	16.26
78	Madurai	Madurai – K.Pudur (G)	1960	56.05
79		Kappalur (G)	1966	534.64
80		Kappalur- WIP (S)	2007	18.45

81	Ramnad	Paramakudi (S)	1976	10.00
82		Keezhanagachi (S)	1993	10.00
83		Urapuli (S)	1993	12.14
84	Sivagangai	Karaikudi (G)	1966	180.19
85		Sivagangai (G)	1966	70.61
86		Kirungakottai (S)	1993	21.85
87	Virudhunagar	Virudhunagar (G)	1958	45.65
88		Rajapalayam (S)	1995	41.13
89		Virudhunagar (Urban) (S)	2013	37.54
90	Tirunelveli	Pettai (G)	1959	50.55
91		Kadayanallur (S)	1992	10.00
92		Valliyur (S)	2005	16.75
93		Valliyur- Phase- II (S)	2010	23.16
94	Thoothukudi	Kovilpatti (G)	1962	85.54
95		Thoothukudi (S)	1988	24.18
96	Kanyakumari	Konam (G)	1964	20.70
97		Marthandam (G)	1964	7.50

G - Government Estates
S - SIDCO Estates.
WIP - Women Industrial Park

Annexure:VII

CONTACT DETAILS OF MSME-DI CHENNAI, TAMIL NADU

MSME OFFICE	ADDRESS	CONTACT NO.
CHENNAI	65/1, GST ROAD, GUINDY CHENNAI-600032	044-22501785
COIMBATORE	386, PATEL ROAD, RAM NAGAR COIMBATORE- – 641009	0422-2230426 044-2233956 (FAX)
TUTICORIN	PLOT NO.6, JEYARAJ ROAD TUTICORIN -628002	0461-2375345 (TELEFAX)
TIRUNELVELI	SHED NO.7 & 8 INDUSTRIAL ESTATE, PETTAI, TIRUNELVELI – 627010	0462-2342137

Annexure: VIII**MSME-DI CHENNAI – CONTACT DETAILS OF DISTRICT NODAL OFFICERS**

S.NO	NAME OF DISTRICT	NAME OF THE DISTRICT NODAL OFFICER	MOBILE NO	E-MAIL
1.	ARIYALUR	N.Sivalingam, AD(G&C)	9790754446	sasi132@yahoo.co.in
2.	CHENNAI SOUTH CHENAI NORTH	J.N. Punithavathi, AD(EI) K.V. RAO, AD(G&C)	9962880046 9952920812	jpunitha.msme@gmail.com raokvin@yahoo.com
3.	COIMBATORE	M. Palanivel, DD(Mech)	9487284665	palanivel1962@rediffmail.com
4.	CUDDALORE	N.Sivalingam, AD(G&C)	9790754446	sasi132@yahoo.co.in
5.	DHARMAPURI	Dr. C. Alagirisamy, AD(EI)	9381131456	alagiri@yahoo.com
6.	DINDUGAL	N. Srinivasalu, AD(G&C)	9840152798	nelloresrinivasulu@gmail.com
7.	ERODE	J. Rajendran, AD(Elect)	9443863718	jrjrritz@gmail.com
8.	KANCHIPURAM,	Shri B. Pakiarajan AD (IMT)	9444616785	bprajan1959@rediffmail.com
9.	KANYAKUMARI	L. Kutty Raja, AD(EI)	9965028051	lkraja@rediffmail.com
10.	KARAIKAL	K. Dhayalan, AD(LF)	9710072259	dayal_17@yahoo.com
11.	KARUR	P.L. Narayana, Inv.(Hos.)	9840430051	pelluruln@yahoo.co.in
12.	KRISHNAGIRI	K. Kandasamy, AD(G&C)	9941339788	nallurkandaselvi@gmail.com
13.	MADURAI	R. Chandra Prabhu, AD(EI)	7200260000	chandraprabhu.r@gmail.com
14.	NAGAPATINAM	R. Viswanathan, DD(LF)	9445258326	rviswanathan_msme@yahoo.co.in
15.	NAMAKKAL	K. Sivaramaprasad, AD(Met.)	9283608039	prasad_kanthi@rediff.com
16.	PERAMBALUR	N.Sivalingam, AD(G&C)	9790754446	sasi132@yahoo.co.in
17.	PONDICHERRY (INCL.KARAIKAL, MAHE & YANAM)	K. Dhayalan, AD(LF)	9710072259	dayal_17@yahoo.com
18.	PUDUKOTTAI	N. Srinivasalu, AD(G&C)	9840152798	nelloresrinivasulu@gmail.com
19.	RAMANATHA- PURAM	P. Jeyaselvam, Inv.(Mech)	9486656521	sppjselvam@gmail.com
20.	SALEM	A. Shivakumar AD(Mech)	7708844953	shivakumarmsme@yahoo.in
21.	SIVAGANGAI	L. Kutty Raja, AD(EI)	9965028051	lkraja@rediffmail.com
22.	THANJAVUR	D. Veeriah, Inv.(G&C)	9444517305	certechveeru@yahoo.com
23.	THE NILGIRIS	B. Kayalvizhi, AD(Food)	9486114285	kayalvizhi.b@gmail.com
24.	THENI	K. Saravanan, AD(Mech)	9962519625	saravananmsme@gmail.com
25.	TIRUNELVELI	L. Kutty Raja, AD(EI)	9965028051	lkraja@rediffmail.com
26.	TIRUPPUR	K. Saravanan, AD(Mech)	9962519625	saravananmsme@gmail.com
27.	TIRUVALLUR	Shri B. Pakiarajan AD (IMT)	9444616785	bprajan1959@rediffmail.com
28.	TIRUVANNA- MALAI	R. Senthil Kumar, AD(LF)	9445547991	senbtech2000@gmail.com
29.	TIRUVARUR	R. Viswanathan, DD(LF)	9445258326	rviswanathan_msme@yahoo.co.in
30.	TRICHY	N. Srinivasalu, AD(G&C)	9840152798	nelloresrinivasulu@gmail.com
31.	TUTICORIN	P. Jeyaselvam, Inv.(Mech)	9486656521	sppjselvam@gmail.com
32.	VELLORE	A.Ravikumar, lvn.(G&C)	9486422397	ravi.ravi1965@rediffmail.com
33.	VILLUPURAM	A.Ravikumar, lvn.(G&C)	9486422397	ravi.ravi1965@rediffmail.com
34.	VIRUDUNAGAR	R. Chandra Prabhu, AD(EI)	7200260000	chandraprabhu.r@gmail.com

Annexure-IX

LIST OF MAJOR INDUSTRY ASSOCIATIONS IN TAMIL NADU

S.No.	NAME OF ASSOCIATION	DISTRICT	CONTACT DETAILS
1.	Tamilnadu Small and Tiny Industries Association (TANSTIA) No.10, G.S.T. Road, Guindy, Chennai - 600 032	CHENNAI	Tel: 044- 22501302, 22500939 Fax: 044-22501890 Email: tanstiaorg@gmail.com, tanstiaassn@yahoo.co.in
2.	Industrial Estate Manufacturers' Association (IEMA), 10 GST Road, Guindy, Chennai-600032	CHENNAI	044 22342014 , 91 044 22310550 iemaguindy@airtelmail.in
3.	Ambattur Industrial Estate Manucaturers Association (AIEMA) ATC Road, Ambattur Industrial Estate, Chennai - 600 058.	CHENNAI	Tel: 2625 8619 / 8731, Fax: 2652 0814 Email: mail@aiema.net
4.	Chennnai Distt.Small Scale Industries Association (CDISSIA) 10, GST Road, Guindy Chennai - 600 032.	CHENNAI	Tel: 22343531, 22327009 Email: cdissia@rediffmail.com
5.	Confederation of Indian Industry (CII) Tamil Nadu State Office 98 / 1, Velacherry Main Road, Guindy Chennai-600032	CHENNAI	Phone : +91-44-42444555/522 Fax :+91-44-42444510
6.	Women Entrepreneurs Welfare Association (WEWA) No.6/3, Poomagal 2nd Street, Ekkaduthangal, Chennai – 600 032	CHENNAI	44 2225 0556 wewatamilnadu@gmail.com
7.	Coimbatore Distt. Small Industries Association (CODISSIA) G.D.Naidu Towers, Post Bag No.3827, Huzur Road, Coimbatore 641 018,	COIMBATORE	Tel: 0422 2221582, 2222409 Fax : +91 422 2222131 Email: info@codissia.com

8.	Madurai Distt. Tiny and Small Scale Industries Association (MADITSSIA) Near Madurai Corporation Office, Mattuthavani, Dr. Ambedkar Salai, Madurai, 625020	MADURAI	Phone:0452 523 9665
9.	Salem District Small & Tiny Industries Association No.1, park street, opp. fairlands police station Salem 636016	SALEM	tel: 0427-2448479, cell :098427-488770427 fax: 2346181 kmasalem@rediffmail.com
10.	Erode Dist. Small Industries Association 5/1, sidco industrial estate chennimalai road, Erode 638001	ERODE	0424-22743070424-2274309 eedissia@sancharnet.in
11.	Kanchipuram District Tiny and Small Scale Industries Association No. 20, Ramasamy street kavary complex, 1st floor west tambaram Chennai600045	KANCHEE-PURAM	044-22264121, cell(p):9444083976 kadstia@sify.com, kadstia_02@yahoo.co.in

Annexure-X**STATE PUBLIC SECTOR UNDERTAKINGS****Agriculture and allied sectors**

Sl. No	Company
1	Tamil Nadu State Agricultural Marketing Board (TNSAMB)
2	Tamil Nadu Horticulture Development Agency (TANHODA)
3	Tamil Nadu Horticultural Producers Co-operative Enterprises Limited (TANHOPE)
4	Tamilnadu Co-operative Milk Producers' Federation Limited (AAVIN)
5	Tamil Nadu Livestock Development Agency (TNLDA)
6	Tamil Nadu Fisheries Development Corporation Limited (TNFDC)
7	Tamil Nadu State Apex Fisheries Cooperative Federation Limited (TAFCOFED)
8	Tamil Nadu Watershed Development Agency (TAWDEVA)

Community welfare

Sl. No	Organization Name
1	Tamil Nadu Adi Dravidar Housing and Development Corporation Limited (TAHDCO)
2	Tamil Nadu Backward Classes Economic Development Corporation (TABCEDCO)
3	Tamil Nadu Wakf Board
4	Tamil Nadu State Hajj Committee
5	Tamil Nadu Minorities Economic Development Corporation Limited (TAMCO)
6	Tamil Nadu Corporation For Development of Women Limited (TANCDW)
7	Dharmapuri District Socio Economic Development Society (DDSEDS)
8	Vanniyar Public Property Welfare Board
9	Non-Resident Tamils' Welfare Board

Labour and Employment

Sl. No	Company
1	Tamil Nadu Public Service Commission (TNPSC)
2	Tamil Nadu Powerloom Weaving Workers Welfare Board
3	Tamil Nadu Footwear, Leathers Goods Manufactory and Tannery Workers Welfare Board
4	Tamil Nadu Artists Welfare Board
5	Tamil Nadu Goldsmiths Welfare Board
6	Tamil Nadu Pottery Workers Welfare Board
7	Overseas Manpower Corporation Limited (OMC)
8	Tamil Nadu Ex-Servicemen Corporation Limited (TEXCO)
9	Tamil Nadu Construction Workers Welfare Board
10	Tamil Nadu Manual Workers Social Security and Welfare Board
11	Tamil Nadu State Advisory Contract Labour Board
12	Tamil Nadu Plantation Labour Housing Advisory Board
13	Tamil Nadu State Labour Advisory Board
14	Tamil Nadu Washermen Welfare Board
15	Tamil Nadu Hairdressers Welfare Board
16	Tamil Nadu Auto Rickshaw and Taxi Drivers Welfare Board
17	Tamil Nadu Domestic Workers Welfare Board
18	Tamil Nadu Tailoring Workers Welfare Board
19	Tamil Nadu Handicrafts Workers Welfare Board
20	Tamil Nadu Palm Tree Workers Welfare Board
21	Tamil Nadu Handlooms and Handloom Silk Weavers Welfare Board

Energy

Sl. No	Company
1	TNEB Limited
2	Tamil Nadu Generation and Distribution Corporation Limited
3	Tamil Nadu Transmission Corporation Limited
4	Tamil Nadu Energy Development Agency
5	Tamil Nadu Electricity Regulatory Commission
6	Tamil Nadu Electrical Licencing Board (TNELB)

Finance

Sl. No	Company
1	Tamil Nadu Transport Development Finance Corporation Limited
2	Tamil Nadu Industrial Investment Corporation Limited (TIIC)
3	Tamil Nadu Power Finance and Infrastructure Development Corporation Limited (POWERFIN)
4	Tamil Nadu Urban Finance and Infrastructure Development Corporation Limited (TUFIDCO)
5	Tamil Nadu Urban Infrastructure Financial Services Limited (TNUIFSL)
6	Tamilnadu State Apex Co-operative Bank
7	Tamilnadu Industrial Cooperative Bank Limited - TAICO Bank
8	Tamilnadu Co-operative State Agriculture & Rural Development Bank

Food and Co-operation

Sl. No	Company
1	The Tamil Nadu Civil Supplies Corporation (TNCSC)
2	The Tamil Nadu Cooperative Marketing Federation Limited (TANFED)
3	Tamil Nadu Warehousing Corporation
4	Tamil Nadu Consumers Cooperative Federation Limited (TNCCF)
5	Tamil Nadu Cooperative Union (TNCU)

Forestry

Sl. No	Company
1	Arasu Rubber Corporation Limited
2	Tamil Nadu Forest Plantation Corporation Limited (TAFCORN)
3	Tamil Nadu Tea Plantation Corporation (TANTEA)
4	Tamil Nadu Biodiversity Conservation And Greening Society (TNBCGS)
4	Tamil Nadu Pollution Control Board (TNPCB)

Industrial Promotion

Sl. No	Company
1	State Industries Promotion Corporation of Tamil Nadu Limited (SIPCOT)
2	Tamil Nadu Industrial Development Corporation Limited (TIDCO)
3	Tamilnadu Small Industries Development Corporation Limited (SIDCO)

Sl. No	Company
4	Tamil Nadu Industrial Guidance and Export Promotion Bureau
5	Electronics Corporation of Tamil Nadu Limited (ELCOT)
6	ITCOT Consultancy and Services Limited (Industrial and Technical Consultancy Organisation of Tamil Nadu)

Industries

Sl. No	Company
1	Tamil Nadu Newsprint and Papers Limited(TNPL)
2	Tamil Nadu Cement Corporation Limited (TANCEM)
3	Tamil Nadu Magnesite Limited (TANMAG)
4	Tamil Nadu Industrial Explosives Limited (TEL)
5	Tamil Nadu Minerals Limited (TAMIN)
6	Tamil Nadu Small Industries Corporation Limited (TANSI)
7	Tamil Nadu Co-operative Sugar Federation (TNCSF)
8	Tamil Nadu Sugar Corporation Limited (TASCO)
9	Tamil Nadu Salt Corporation Limited (TNSC)
10	Southern Structurals Limited (SSL)
11	Tamil Nadu Paints And Allied Products Limited (TAPAP)

Infrastructure

Sl. No	Company
1	Tamil Nadu Housing Board (TNHB)
2	Tamil Nadu Water Supply and Drainage Board (TWAD)
3	Tamil Nadu Police Housing Corporation (TNPHC)
4	Chennai Metropolitan Development Authority (CMDA)
5	Chennai Metropolitan Water Supply and Sewage Board (CMWSSB)
6	Tamil Nadu Slum Clearance Board (TNSCB)
7	New Tirupur Area Development Corporation Limited
8	Tamil Nadu Road Development Company Limited (TNRDC)
9	Tamil Nadu Road Infrastructure Development Corporation
10	Tamil Nadu State Construction Corporation Limited

Medicine

Sl. No	Company
1	Tamil Nadu Medical Services Corporation Limited (TNMSC)
2	Tamil Nadu Medical Plant Farms & Herbal Medicine Corporation Limited (TAMPCOL)
3	Tamil Nadu State AIDS Control Society (TANSACS)

Sl. No	Company
4	Tamil Nadu State Medicinal Plant Board

Rural Industries

Sl. No	Company
1	The Tamil Nadu Handicrafts Development Corporation Limited (Poompuhar)
2	Tamil Nadu Khadi and Village Industries Board (Khadi Kraft)
3	Tamil Nadu Palm Products Development Board
4	Tamil Nadu State Palmgur and Fibre Marketing Cooperative Federation
5	Tamil Nadu Co-operative Silk Producers Federation Limited (TANSILK)

Textiles

Sl. No	Company
1	The Tamil Nadu Handloom Weavers' Co-operative Society Limited (Co-optex)
2	Tamil Nadu Handloom Development Corporation Limited (THDC)
3	Tamil Nadu Textile Corporation Limited
4	Tamil Nadu Zari Limited
5	Tamil Nadu Co-operative Textile Processing Mills Limited (TCTP)
6	Tamilnadu Co-operative Spinning Mills Federation Limited (TANSPIN)

Transport

Sl. No	Company
1	State Express Transport Corporation (Tamil Nadu) Limited
2	Metropolitan Transport Corporation (Chennai) Limited
3	Pallavan Transport Consultancy Services Limited
4	Chennai Metro Rail Limited
5	Tamil Nadu Maritime Board
6	Poompuhar Shipping Corporation Limited
7	Tamil Nadu State Transport Corporation Limited (TNSTC)

Others

Sl. No	Company
1.	Tamil Nadu Pollution Control Board (TNPCB)
2.	Tamil Nadu State Marketing Corporation Limited (TASMAC)
3.	Tamil Nadu Tourism Development Corporation (TTDC)

Sl. No	Company
4.	Tamil Nadu Arasu Cable TV Corporation Limited
5.	Tamil Arasu Publications
6.	Tamil Nadu e-Governance Agency
7.	Tamilnadu Textbook Corporation Limited
8.	Tamil Nadu Planning Commission
9.	Tamil Nadu Dairy Development Corporation Limited
10.	Tamil Nadu Agro-Industries Development Corporation Limited
11.	Tamil Nadu State Farms Corporation Limited
12.	Tamil Nadu Ceramics Limited
13.	Tamil Nadu Sugarcane Farm Corporation Limited
14.	Tamil Nadu Goods Transport Corporation Limited
15.	Dharmapuri District Development Corporation Limited
16.	State Engineering and Servicing Corporation of Tamil Nadu Limited
17.	Tamil Nadu State Tube Wells Corporation Limited
18.	Tamil Nadu State Sports Development Corporation Limited
19.	Chit Corporation of Tamil Nadu Limited
20	Tamil Nadu Spirit Corporation Limited
21	Tamil Nadu Graphite Limited
22	Cheran Engineering Corporation Limited
23	Tamil Nadu Theater Corporation Limited
24	Tamil Nadu Meat Corporation Limited
25	Tamil Nadu Leather Development Corporation Limited
26	Tamil Nadu Corporation of Industrial Infrastructure Development Limited (TACID)
27	Tamil Nadu Board of Revenue
28	Tamil Nadu Steels Limited (TANSTEEL)
29	Tamil Nadu Poultry Development Corporation Limited (TAPCO)
30	Tamil Nadu Magnesium and Marine Chemicals Limited
31	Industrial and Technical Consultancy Organisation of Tamil Nadu (ITCOT)
32	Tamil Nadu Public Works Engineering Corporation Limited
33	Tamil Nadu Agro Engineering and Service Co-operative Federation Limited (AGROFED)
34	Tamil Nadu Coconut Farmers' Welfare Board
35	Tamil Nadu Co operative Oil Seeds Growers Federation Limited (TANCOF)

Annexure: XI

LIST OF CENTRAL PUBLIC SECTOR UNDERTAKINGS IN TAMIL NADU

A. HEAD OFFICE

S.NO	NAME OF THE CENTRAL GOVERNMENT'S PSUS IN TAMILNADU
1.	THE STEEL AUTHORITY OF INDIA LTD. CENTRAL MARKETING ORGANIZATION, NO. 5, ISPAT BHAWAN, KODAMBAKKAM HIGH ROAD, CHENNAI, 600 034
2.	HEAVY VEHICLE FACTORY SENIOR GENERAL MANAGER AVADI, CHENNAI, PIN – 600 054
3.	ORDNANCE CLOTHING FACTORY, AVADI AVADI, CHENNAI, PIN - 600054
4.	ORDNANCE FACTORIES INSTITUTE OF LEARNING AVADI HVF ESTATE, AVADI, CHENNAI, PIN - 600054
5.	BOILER AUXILIARIES PLANT BHEL, RANIPET GENERAL MANAGER MATERIAL MANAGEMENT) PHONE NO.04172-284626/4325 INDIRA GANDHI INDUSTRIAL COMPLEX, RANIPET-632406, VELLORE DIST. (TAMIL NADU)
6.	HIGH PRESSURE BOILER PLANT, TIRUCHIRAPPALLI-620 014(TAMIL NADU), INDIA
7.	NATIONAL INSTITUTE OF OCEAN TECHNOLOGY NIOT CAMPUS, VELACHERY – TAMBARAM MAIN ROAD, NARAYANAPURAM, PALLIKARANAI, CHENNAI – 600 100,TAMIL NADU
8.	CORDITE FACTORY, ARUVANKADU ARUVANKADU, THE NILGIRIS, PIN - 643202 TAMIL NADU
9.	INTEGRAL COACH FACTORY, CHENNAI-600 038
10.	MADRAS FERTILIZERS LTD. MANALI INDUSTRIAL AREA, MANALI, MANALI CHENNAI, TAMIL NADU- 600068
11.	SETHUSAMUDRAM SHIP CHANNEL PROJECT GROUND & FIRST FLOOR, ANCHOR GATE BUILDING, RAJAJI SALAI, CHENNAI - 600 001
12.	TAMIL NADU TRADE PROMOTION ORGANISATION CTC COMPLEX, NANDAMBAKKAM, CHENNAI 600 089.

13.	UNITED INDIA INSURANCE CO. LTD. 24, WHITES ROAD, CHENNAI - 600014
14.	CENTRAL LEATHER RESEARCH INSTITUTE (COUNCIL OF SCIENTIFIC & INDUSTRIAL RESEARCH) ADYAR, CHENNAI 600 020
15.	ENNORE PORT LTD NO.23, FIRST FLOOR, P.T. LEE CHENGALVARAYA NAICKER MAALIGAI, RAJAJI SALAI, CHENNAI - 600 001
16.	CHENNAI PETROLEUM CORPORATION LIMITED NEW536, ANNA SALAI, TEYNAMPET, TAMIL NADU 600018
17.	INDIAN BANK, CORPORATE OFFICE, PB NO: 5555, 254-260, AVVAI SHANMUGAM SALAI, ROYAPETTAH CHENNAI - 600 014
18.	INDIAN OVERSEAS BANK, 763, ANNA SALAI, P.B.NO. 3765, CHENNAI-600002
19.	NEYVELI LIGNITE CORPORATION LTD., REGISTERED OFFICE: NO.135, PERIYAR E.V.R. HIGH ROAD, KILPAUK, CHENNAI - 600 010. TAMIL NADU
20.	NATIONAL RESEARCH CENTRE FOR BANANA THOGAMALAI ROAD, THAYANUR POST, TIRUCHIRAPALLI - 620 102. TAMIL NADU
21.	BHARAT HEAVY ELECTRICALS LIMITED TIRUCHIRAPPALLI - 620 014 POWER SECTOR SOUTHERN REGION, NO 690 (OLD 474), ANNASALAI, NANDANAM, CHENNAI 600 035,
22.	ORDNANCE FACTORY, TIRUCHIRAPALLI TIRUCHIRAPPALLI, PIN – 620016, TAMIL NADU,
23.	SUGARCANE BREEDING INSTITUTE (ICAR INSTITUTIONS, NATIONAL RESEARCH CENTRES) COIMBATORE - 641 007.
24.	NUCLEAR POWER CORPORATION OF INDIA LTD., MADRAS ATOMIC POWER STATION, KANCHEEPURAM, KALPAKKAM -603 102
25.	BHARATIYA NABHIKIYA VIDYUT NIGAM LTD. BHAVINI ADMIN BUILDING, KALPAKKAM 603 102. KANCHEEPURAM DIST. TAMIL NADU. REGISTERED OFFICE: NO.51,(1ST FLOOR), MONTIETH ROAD, EGMORE, CHENNAI-600 008.

26.	HINDUSTAN PHOTO FILMS MANUFACTURING CO.LTD. HEAD OFFICE / REGISTERED OFFICE INDUNAGAR, OOTACAMUND - 643 005. TAMILNADU
27.	INDIAN INSTITUTE OF CROP PROCESSING TECHNOLOGY MINISTRY OF FOOD PROCESSING INDUSTRIES, GOVERNMENT OF INDIA, PUDUKKOTTAI ROAD, THANJAVUR - 613 005, TAMIL NADU
28.	SALEM STEEL PLANT SALEM - 636 013, TAMIL NADU
29.	KUDANKULAM ATOMIC POWER PROJECT STATION DIRECTOR, 10/11 JAWAHAR STREET, R.V. PURAM, NAGERCOIL, PIN : 629001TAMILNADU
LIST OF PUBLIC SECTOR UNDERTAKINGS (PSU) IN TAMIL NADU B. REGIONAL OFFICE	
30.	HINDUSTAN PETROLEUM CORPORATION LTD. CHENNAI ASF, CHENNAI AIRPORT, PALLAVARAM CANTONMENT, CHENNAI KANCHIPURAM, TAMIL NADU PIN: 600043
31.	INDIAN OIL CORPORATION LIMITED 139, INDIAN OIL BHAVAN, NUNGAMBAKKAM, CHENNAI- 600034,TAMIL NADU
32.	THE STATE TRADING CORPORATION OF INDIA LTD. "STC TRADE CENTRE", A-29, THIRU-VI-KA INDUSTRIAL ESTATE, CHENNAI - 600032, INDIA.
33.	NATIONAL INSTITUTE OF FASHION TECHNOLOGY (MINISTRY OF TEXTILES, GOVERNMENT OF INDIA) NIFT CAMPUS, (NEAR TIDEL PARK AND SOFTWARE TECHNOLOGY PARK OF INDIA) RAJIV GANDHI SALAI , TARAMANI ,CHENNAI -600 113
34.	TAMILNADU TELECOM PLOT NO. E18B-E24, CMDA INDUSTRIAL COMPLEX, MARAIMALAI NAGAR - 603 209.
35.	BOILER AUXILIARIES PLANT BHEL, RANIPET GENERAL MANAGER MATERIAL MANAGEMENT) PHONE NO.04172-284626/4325 INDIRA GANDHI INDUSTRIAL COMPLEX, RANIPET-632406, VELLORE DIST. (TAMIL NADU), INDIA. HIGH PRESSURE BOILER PLANT, TIRUCHIRAPPALLI-620 014(TAMIL NADU), INDIA.
36.	IDPL (TAMIL NADU) LTD. NANDAMBAKKAM, CHENNAI-600089
37.	CENTRAL MARINE FISHERIES RESEARCH INSTITUTE MANDAPAM REGIONAL CENTRE OF CMFRI MARINE FISHERIES P.O. MANDAPAM CAMP-623 520 TAMIL NADU
38.	LIQUID PROPULSION SYSTEMS CENTRE (LPSC) ISRO DEPARTMENT OF SPACE MAHENDRAGIRI TIRUNELVELI DISTRICT TAMIL NADU - 627 133

39.	OIL & NATURAL GAS CORPORATION LTD. NO-1, GANDHI-IRWIN ROAD, EGMORE, CHENNAI - 600 008
40.	CIPET T.V.K INDUSTRIAL ESTATE, GUINDY, CHENNAI - 32, ADVANCED RESEARCH SCHOOL FOR TECHNOLOGY & PRODUCT SIMULATION (ARSTPS), CIPET, THIRU-VI-KA INDUSTRIAL ESTATE, GUINDY, CHENNAI – 600032.
41.	BHARAT ELECTRONICS LIMITED 981, ARMY ROAD, NANDAMBAKKAM CHENNAI, TAMIL NADU 600089
42.	BSNL 16 TELE SHOPPEE BUILDING 5TH FLR, GREAMS ROAD, CHENNAI -600006
43.	ELECTRONICS CORPORATION OF INDIA LIMITED, PANAGAL BUILDING GROUND FLOOR, IA, JEENIS ROAD, SAIDPET, CHENNAI-600 015.
44.	CENTRAL WAREHOUSING CORPORATION REGIONAL OFFICE, 'THIRUVALAR ILLAM, 4 & 5, NORTH AVENUE, SRI NAGAR COLONY, SAIDAPET, CHENNAI - 600 015.
45.	FOOD CORPORATION OF INDIA ZONAL OFFICE (SOUTH) FOOD CORPORATION OF INDIA, 3, HADDOWS ROAD, CHENNAI- 600006.
46.	THE SHIPPING CORPORATION OF INDIA LTD. JAWAHAR BUILDING, 17, RAJAJI SALAI, GEORGE TOWN, CHENNAI 600 001
47.	INDIAN RAILWAY CATERING & TOURISM CORPORATION LIMITED IRCTC SOUTH ZONE CONTROL OFFICE DETAILS 6A, THE RAIN TREE PLACE, NO. 9 MC NICHOLAS ROAD, CHETPET, CHENNAI- 600031
48.	CONTAINER CORPORATION OF INDIA LTD., CPY ANNEXE, CHENNAI PORT TRUST, CHENNAI – 600001 CONTAINER CORPORATION OF INDIA LTD. INLAND CONTAINER DEPOT, PALLADAM MAIN ROAD, VEERAPANDI (POST), TIRUPUR – 641605
49.	AIRPORTS AUTHORITY OF INDIA MEENAPAKKAM, CHENNAI
50.	BHARAT PETROLEUM CORPORATION LIMITED, ADDRESS: 1, RANGANATHAN GARDENS, 11TH MAIN ROAD, ANNA NAGAR, CHENNAI- 600040, TAMIL NADU

Annexure:XII**MAJOR BUSINESS GROUPS**

INDUSTRY	OWNERSHIP/GROUP	PRODUCT
Ashok Leyland	Hinduja	Commercial Vehicles
Southern Petro Chemical Industries (SPIC)	Chidambaram M.A	Fertilisers & Chemicals.
MRF	MRF	Tyres & Tubes
Tractors & Farm Equip.	Amalgamation	Tractors
Tube Investments	Murugappa	Bicycles
TVS – Suzuki	T.V.S	Mopeds, Motor Cycles
Lakshmi Machine	Lakshmi	Machine Tools
SRF Fabrics	DCM	Tyrecord
India Cements	India Cements	Cement
Tamilnadu Petro Products	Chidambaram M.A.	Petrochemicals SIV
Chemplast Sanmar	Sanmar	PVC & Chemicals DCW
Titan	Tata	Watches & Clocks
Sundaram Fasteners	T.V.S	High Tensile Fastener's
Tami Nadu Newsprint	State Govt.	Newsprint
GEC Althom India	GEC – Althom(F)	Switching apparatus
Hindustan Motors	Birla C.K	Cars
Wheels India	T.V.S	Auto Ancillaries
Breakes India	T.V.S	Auto Ancillries
Dalmia Cement	Dalmia Sanjay	Cement
Sakthi Sugars	Sakthi	Sugar & Soya Product

Annexure:XIII

MSME-DI CHENNAI
LIST OF SKILL DEVELOPMENT PROGRAMMES CONDUCTED
BY MSME DI CHENNAI – 2014-15

SNo.	Name of the Programme	No. of Trg. Programmes conducted	No. Beneficiaries
1	Catering	11	228
2	Eco-Friendly & Allied Products	5	200
3	Master of CAD in Mechanical Engg.	10	144
4	Master of CAD in Civil Engg.	10	122
5	Industrial Automation	3	80
6	Project Management	9	99
7	Cloud Computing	2	23
8	Computer Hardware & Networking	18	286
9	Cell Phone Repairing & Servicing	15	338
10	Fire Safety Engg & First Aid	4	65
11	Terracota Jewellery	1	20
12	Best Practices of Civil Construction Supervisor	9	229
13	Big Data Analytics	5	71
14	CCTV Surveillance System & Public Address System	14	268
15	Best Practices to Cosmic Techniques Civil Construction (Vastu)	3	121
16	Gold Appraisal	73	1807
17	Solar Photovoltaic System Design Installation Project Engg. & Management	9	303
18	Android Mobile Application & Development	4	56
19	Electrical & Plumbing Supervisor for Civil Construction	5	86
20	Export Import Procedures & Documentation	15	723
21	Auto Cad	2	7

SNo.	Name of the Programme	No. of Trg. Programmes conducted	No. Beneficiaries
22	Fashion Jewellery	1	18
23	Android Software Flashing & Customization	2	12
24	Export Marketing & Documentation	5	170
25	Molecular Biology	1	7
26	Microbiology	2	8
27	Immuno Technology	2	3
28	Animal Tissue Culture	2	8
29	MS Project	2	29
30	TQM	3	32
31	Desk Top Publishing	1	9
32	Energy Management & Auditing	2	25
33	HR Analytics	2	86
34	Beautician	21	375
35	LED Light & CFL Bulbs Mfr.	3	89
36	Air Conditioning & Refrigeration	8	145
37	Desk Top Chip Level Servicing	2	19
38	Laptop Chip Level Servicing	5	77
38	Advanced Automobile Technology	5	81
39	Basic Computer Operation	1	21
40	Hand Embroidery	1	25
41	Tailoring	1	25
42	Lean Six Sigma Green Belt	6	122
43	OHSAS 18001:2007 & 18002:2008	3	83
44	Tally ERP 9	3	60
45	Web Designing	2	17
46	Advanced DTP	3	24
47	Simple Chemicals & Allied Products	4	123
48	Food & Allied Products	5	118
49	Fashion Designing	4	75
50	Printer Servicing & Toner Refilling	3	38
51	Home Appliances Servicing	3	47
52	Bakery Products	5	86

SNo.	Name of the Programme	No. of Trg. Programmes conducted	No. Beneficiaries
53	Workshop on Cost & Profitability	1	38
55	RO system Water Purifier & Servicing	1	6
56	Shipping and Logistics	4	185
57	Accounting and Taxation	1	10
57	E-Commerce Technology Framework	3	73
58	Business Analytics	3	106
59	Industrial & Fire Safety Management	3	157
60	Labour Laws & Statutory Compliance	3	233
61	Machatronics Industrial Robotics Industrial Engg. & Project Work	1	13
62	Vendor Management	1	31
64	Digital & UPS Repairing and Servicing	1	5
65	Herbal Food & Allied Products	1	14
66	Industrial Safety & Pollution	2	29
67	Safety Audit	1	34
68	Search Engine Optimisation & Marketing Techniques	1	34
69	Smart Phone Servicing	2	50
70	Stores Management	2	65
71	LED & LCD Monitor & LCD Projector servicing	1	6
72	ISO 9001 & 2008 QMS Internal Auditor	1	22
73	Industrial Control Automation	7	99
74	Fire & Construction Safety	1	10
75	Contracts Management	1	53
76	Cement Based Building Materials	2	133
77	Basic Automation	1	1
78	Bakery & Confectionery	1	22
79	Ethical Hacking	9	167
80	Internet Marketing	3	145

SNo.	Name of the Programme	No. of Trg. Programmes conducted	No. Beneficiaries
81	REVIT MEP	1	5
82	REVIT STRUCTURE NAVIS WORKS	1	1
83	Export Procedure & Documentation	10	314
84	Energy Management in Buildings	1	9
85	Employability Skills for IT Industry	1	6
86	Corporate Accounts Secretaryship	2	29
87	ITL Foundation	1	15
88	Non-oven & Allied Products	1	44
89	Technology Awareness Programme in Automotive Industry	1	16
90	Retail Sales & Marketing	1	11
91	Best Practices in Structural Design for Engineers	2	53
92	Desk Top & Lap Top Engineering	1	18
93	Interstate Migrant Workmen Act	1	10
94	ISO 9001-2008 QMS ISO 14001 EMS & SA 8000 International Standards Requirement	1	16
95	Laboratory Quality System Management ISO-IEC 17025: 2005 Internal Auditor	1	30
96	Laptop & Desktop Chip Level Servicing	3	38
97	LINUX	2	12
98	NDT & Quality Management	2	42
99	Pest Management	1	19
100	Six Sigma Black Belt	1	9
101	Solar Energy Training	1	23
102	TN VAT & Service Tax	1	86
103	CREO Mechanical Design	1	7
104	Industrial Laundry	2	23
105	IMS Internal Auditor ISO9001:2008 QMS 14001 EMS OHSAS 18001:2008	1	23
106	International Purchase Management	1	9
107	Millet Based Food Products	1	28

SNo.	Name of the Programme	No. of Trg. Programmes conducted	No. Beneficiaries
108	Handicrafts	1	10
109	Advance Fund Management & Sourcing	1	55
110	Aromatherapy Beautician	1	13
111	Digital Marketing	1	6
112	Employees Payroll Administration	1	82
113	Food Safety Management System ISO 22000 Internal Auditor	1	24
114	HVAC Installation & Servicing	1	14
115	IT Interview Facing Skills	1	15
116	Robotics	1	28
	Total	453	10249

**LIST OF HOST INSTITUTIONS APPROVED FOR TECHNOLOGY BUSINESS INCUBATORS
IN TAMIL NADU AND UT OF PUDUCHERRY**

S.NO.	NAME OF THE INSTT.
1.	Tiruchirapalli Regional Engineering College Science & Technology Entrepreneurs' Park trec-step,NIT Campus Tiruchirappalli- 620015
2.	Vellore Institute of TechnologyTechnology Business Incubator, VIT University, Vellore- 632014
3.	PSG College of Technology-Science & Technology Entrepreneurial Park, Peelamedu, Coimbatore-641004
4.	Rural Technology & Business Incubator (RTBI) ESB # 331,Indian Institute of Technology Madras(IITM), Chennai-600036
5.	St Peter's Engineering College, Avadi, Chennai-600054
6.	Periyar Maniammai University, Periyar Nagar,Vallam, Thanjavur- 613403
7.	Bannari Amman Institute of Technology, Sathyamanglam, District- Erode-638401
8.	Kongu Engineering College, Perundurai, Distt. Erode-638052
9.	Technology Business Incubator, University of Madras, Taramani campus, Chennai-600113
10.	Dept of management Studies, IIT Madras, Guindy, Chennai
11.	Tamilnadu Agriculture University, Directorate of Agri Business Development, Coimbatore-641003
12.	NIFT-TEA College of Knitwear Fashion, East of TEKIC, Tea Nagar, Mudalipalayam, Tirupur-641606
13.	Coimbatore Institute of Engineering and Technology, Vellimalaipattinam Narasipuram Post Coimbatore- 641109
14.	SriKrisha College of Engineering and Technology, Sugunapuram Kuniamut hur,P/O/. Coimbatore-641008
15.	Villgro Innovations Foundations,3rd Floor, IITM Research Park,Kanagam Road, Taramani (Behind Tidel Park), Chennai-600113
16.	SKR Engineering College Nazarathpet,poonalle, Chennai- 600123

S.NO.	NAME OF THE INSTT.
17.	Dr. SJS Paul Memorial College of Engineering and Technology Ramanathapuram Revenue village Villianur commune Pudukcherry 605107
18.	Dr. MGR Educational & Research Instt. University Periar EVR Road, Maduravoyal Chennai-95
19.	CHRIST College of Engg. and Technology Moolakulam, Pitchaveveranpet, Oulgaret Municipality Puducherry-605010
20.	Manakula Vinayagar Instt. of Technology Madagadipet Puducherry-605107
21.	Pondicherry Engg. College Pillaichavadi Puducherry-605012
22.	Rajiv Gandhi College of Engg. & Technology. Pondy-Cuddalore Main Road Kirumampakkam Puducherry-607402
23.	Sri Manakula Vinayagar Engg. college Madagadipet Puducherry-605107
24.	Anand Instt. of Higher Tech. IT Highway, Khazipattur, Chennai-603103

Annexure-XV

**CONTACT DETAILS OF INDUSTRIAL TRAINING INSTITUTES (ITIs)
GOVT. OF TAMIL NADU**

Sl.No	Name & Address of the Government ITIs	Name of the District	Place	Phone/FAX
1	The Principal, Government Industrial Training Institute, Ariyalur 621 704	Ariyalur	Ariyalur	04329-228408
2	The Principal, Government Industrial Training Institute, Andimadam, Udaiyar palayam Taluk, Jayamkudam Road, Ariyalur Dist	Ariyalur	Andimadam	9486515843
3	The Principal, Government Industrial Training Institute, Guindy, Chennai- 600 032	Chennai	Guindy	044-22501530
4	The Deputy Director/Principal, Government Industrial Training Institute, Old Washermanpet, North Chennai, Chennai- 600 021.	Chennai	North Chennai	044-25209268
5	The Training Superintendent, Government Industrial Training Unit, Thiruvannamiyur, Chennai- 600 041	Chennai	Thiruvannamiyur	044-24540485
6	The Principal, Government Industrial Training Institute (Women) Guindy, Chennai- 600 032	Chennai	Guindy (woman)	044-22501982
7	Government Industrial Training Institute	Coimbatore	Annaikatti	
8	Government Industrial Training Institute	Coimbatore	Kolli Hills	
9	The Deputy Director/Principal, Government Industrial Training Institute, MTP Road, GN Mills post Coimbatore- 641 029.	Coimbatore	Coimbatore	0422- 2642041

10	The Principal, Government Industrial Training Institute, (women)MTP Road, GN Mills Post ,Coimbatore- 29	Coimbatore	Coimbatore (Women)	0422- 2645778
11	Government Industrial Training Institute	Cuddalore	Kattumannarkoil	
12	The Principal, Government Industrial Training Institute, Cuddalore- 607 001	Cuddalore	Cuddalore	04142- 290273
13	The Principal, Government Industrial Training Institute, (Women) Cuddalore- 607 001	Cuddalore	Cuddalore (Women)	04142- 291861
14	The Principal, Government Industrial Training Institute, Swamy Sagajantha Institute, Chidambaram-608 001	Cuddalore	Chidambaram	04149- 228900
15	The Principal, Government Industrial Training Institute, Selliampatti, Dharmapuri- 636 703	Dharmapuri	Dharmapuri	04348- 235323
16	The Principal, Government Industrial Training Institute, Dindigul-624 006	Dindigul	Dindigul	0451- 2471412
17	The Principal, Government Industrial Training (Women), Dindigul- 624 006	Dindigul	Dindigul (women)	0451-2470544
18	The Principal, Government Industrial Training Institute, Erode-638 009	Erode	Erode	0424-2275244
19	The Principal, Government Industrial Training Institute, Chengalpattu-603 001	Kancheepuram	Chengalpattu	04114-2431242
20	The Principal, Government Industrial Training Institute, Nagercoil-629 004	Kanyakumari	Nagercoil	04652-260463
21	The Principal, Government Industrial Training Institute,(Women), Nagercoil- 629 004	Kanyakumari	Nagercoil (Women)	04652-222560

22	Training Officer, Government Industrial Training Institute(Women), 86, Karuppagounder puthur, Pasupathy palayam, Post, Karur- 639 004	Karur	Karur	04324-243050
23	The Principal, Government Industrial Training Institute, Hosur- 635 110	Krishnagiri	Hosur	04344-262456
24	The Principal, Government Industrial Training Institute, Chekkanurani-626 514	Madurai	Chekkanurani	04549-287224
25	The Deputy Director/Principal, Government Industrial Training Institute,Madurai- 625 007	Madurai	Madurai	0452-2566183
26	The Principal, Government Industrial Training Institute (Women) , Madurai- 625 007	Madurai	Madurai (Women)	0452- 2560544
27	The Principal, Government Industrial Training Institute,Nagore post Nagapattinam-611 002	Nagapattinam	Nagapattinam	04365- 250129
28	The Principal, Government Industrial Training Institute, Thirukuvalai at Ettukudi, Nagapattinam Dist- 610 204	Nagapattinam	Thirukuvalai	04365- 245514
29	The Training Officer, Government Industrial Training Institute (Women), Keeranoor(Post), Paramathi, Namakkal Dist- 637 207	Namakkal	Namakkal	04286- 267976
30	The Principal, Government Industrial Training Institute, Perambalur -621 212, Perambalur Dist.	Perambalur	Perambalur	
31	The Principal, Government Industrial Training Institute,Pudukottai-622 002	Pudukottai	Pudukottai	04322- 221584
32	The Principal, Government Industrial Training Institute,Mudukulathur-623 704	Ramanathapuram	Mudukulathur	04576- 222114

33	The Principal, Government Industrial Training Institute,Paramaakudi-623 707	Ramanathapuram	Paramakkudi	04564- 231300
34	The Principal, Government Industrial Training Institute,Ramanathapuram- 625501	Ramanathapuram	Ramanathapuram	04567- 231214
35	Government Industrial Training Institute	Salem	Karumandurai	
36	The Principal, Government Industrial Training Institute,Metturdam-636 452	Salem	Metturdam	04298- 244065
37	The Deputy Director/Principal, Government Industrial Training Institute,Salem 636 008	Salem	Salem	0427- 2400074
38	The Principal, Government Industrial Training Institute, (Women), Salem- 636 008	Salem	Salem (Women)	0427- 2403787
39	The Principal, Government Industrial Training Institute,Karaikudi-630 005	Sivagangai	Karaikudi	04565- 220447
40	The Principal, Government Industrial Training Institute, Public Works Department Wearhouse Building, Collector Office Campus,Sivagangai, Sivagangai Dist.	Sivagangai	Sivagangai	04575- 242100
41	Government Industrial Training Institute	Thanjavur	Thiruvaiyaru	
42	The Principal, Government Industrial Training Institute, Thanjavur-613 007	Thanjavur	Thanjavur	04362- 237054

43	Government Industrial Training Institute	The Nilgiris	Gudalur	
44	The Principal, Government Industrial Training Institute,Post Box.No.17, Coonoor-643 001	The Nilgiris	Coonoor	0423-2231759
	Government Industrial Training Institute	Theni	Andipatti (women)	
45	Government Industrial Training Institute	Theni	Bodi	
46	The Training Officer, Government Industrial Training Institute(Women), M.P.S. Kudil, 9-144/3, Theni-Madurai Main Road, Aundipatti-625218	Theni	Aundipatti	04546-243044 04546-242406
47	The Principal, Government Industrial Training Institute,Theni- 625 531	Theni	Theni	04546-252240
48	Government Industrial Training Institute	Thirunelveli	Kadayanallur	
49	Government Industrial Training Institute	Thirunelveli	Radhapuram	
50	The Principal, Government Industrial Training Institute,Ambasamudram-627 861	Thirunelveli	Ambasamudram	04634-251108
51	The Principal, Government Industrial Training Institute, Pettai, Thirunelveli-627 010	Thirunelveli	Pettai	0462-2342005
52	The Principal, Government Industrial Training Institute, Tenkasi-627 961	Thirunelveli	Tenkasi	04633-280933
53	The Principal, Government Industrial Training Institute, Veerakeralampudur-627 861	Thirunelveli	Veerakeralampudur	04623-289133

54	The Deputy Director/Principal, Government Industrial Training Institute, Ambattur-600 098	Thiruvallur	Ambattur	044-26252453
55	The Principal, Government Industrial Training Institute(Women), Ambattur-600 098	Thiruvallur	Ambattur (Women)	044-26255980
56	The Assistant Director, Basic Training Centre, Govt. I.T.I. Ambattur Campus, Ambattur- 600 098	Thiruvallur	Ambattur BTC	044-26247444
57	Government Industrial Training Institute	Thiruvannamalai	Jamunamarathur	
58	The Principal, Government Industrial Training Institute, Thiruvannamalai-606 604	Thiruvannamalai	Thiruvannamalai	04175-2233018
59	The Training officer, Government Industrial Training Institute, Needamangalam-614 404	Thiruvarur	Needamangalam	04367- 293088
60	Government Industrial Training Institute	Thoothukudi	Arupukottai	
61	Government Industrial Training Institute	Thoothukudi	Nagalapuram	
62	Government Industrial Training Institute	Thoothukudi	Vepalodai	
63	The Principal, Government Industrial Training Institute, Thoothukudi-628 101 @ Korampallam	Thoothukudi	Thoothukudi	0461- 2340133
64	The Principal, Government Industrial Training Institute, Thiruchendur-628 216	Thoothukudi	Tiruchendur	04639- 242253
65	Government Industrial Training Institute	Tiruppur	Udumallaipet	

66	The Principal, Government Industrial Training Institute, Tiruppur Government Hospital Campus, Dharapuram Road, Tiruppur-641 608	Tiruppur	Tiruppur	0421- 2429201
67	The Principal, Government Industrial Training Institute,Dharapuram-638 656	Tiruppur	Dharapuram	04258- 230307
68	Government Industrial Training Institute	Trichy	Manikandam	
69	The Deputy Director/Principal, Government Industrial Training Institute, Thiruverumpur, Trichy- 620 014	Trichy	Trichy	0431-2552238
70	The Principal, Government Industrial Training Institute (Women) , Pullambadi-621 711, Trichy Dist.	Trichy	Pullambadi	0431-2908480
71	The Principal, Government Industrial Training Institute, Arakonam	Vellore	Arakonam	04177-2232616
72	The Principal, Government Industrial Training Institute, Vellore- 632 010	Vellore	Vellore	0416-2290848
73	Government Industrial Training Institute	Villupuram	Chinna Salem	
74	The Special Officer, Government Industrial Training Institute, Sankarapuram-606401	Villupuram	Sankarapuram	04151-295110
75	The Principal, Government Industrial Training Institute, Ulundurpet - 606107	Villupuram	Ulundurpet	04149-222339
76	The Principal, Government Industrial Training Institute, Virudhunagar-626 003	Virudhunagar	Virudhunagar	04562-2352382

ANNEXURE - XVI

Rs. Lakhs

MSME-DI CHENNAI STATUS OF CLUSTERS UNDER MSE-CDP IN TAMIL NADU AND PUDUCHERRY

I. CFC Projects Completed [10 nos.]									
SL. No.	Cluster name/Location	Distt.	CFC	Date of Approval	Total Cost	GoI	GoTN	SPV	Bank
1	Safety Matches, Gudiyatham	Vellore	Dipping Plant	12.08.2008	156.00	85.54	10.73	25.00	34.73
2	Safety Matches, Virudhunagar	Virudhunagar	Dipping Plant	12.08.2008	156.00	85.54	10.73	25.00	34.73
3	Safety Matches, Srivilliputhur.	Virudhunagar	Dipping Plant	12.08.2008	156.00	85.54	10.73	25.00	34.73
4	Safety Matches, Sattur	Virudhunagar	Dipping Plant	12.08.2008	156.00	85.54	10.73	25.00	34.73
5	Safety Matches, Kazhugumalai	Thoothukudi	Dipping Plant	12.08.2008	156.00	85.54	10.73	25.00	34.73
6	Safety Matches, Kovilpatti	Thoothukudi	Dipping Plant	12.08.2008	156.00	85.54	10.73	25.00	34.73
7	Sago & Starch, Salem	Salem	Testing Facility	12.08.2008	92.06	73.31	0.00	18.75	0.00
8	Coir Singamuneri (Implemented by Coir Board Cochi)	Sivagangi	PV Tufted Mat and R & D centre	13.09.2010 (29/8/13 revised final approval for revised cost)	658.90	500.00	65.89	93.01	0.00
9	Ceramic, Vridhachalam	Cuddalore	Tunnel Kiln	09.06.2010	73.10	43.86	rs.9.57 Lakh	18.45	10.79
10	Wet Grinder, Coimbatore	Coimbatore	Copper wire drawing and stamping facility	28.01.2005	288.20	99.00	16.52	172.68	0.00
TOTAL - I					2048.26	1229.41	146.79	452.89	219.17

2. FINAL APPROVAL GIVEN/ ON-GOING CFC PROJECTS (20 Nos.)

SL. No.	Cluster name/ Location	Distt.	CFC	Date of Approval	Total Cost	GoI	GoTN	SPV	Bank
1	Brick, Duraisamiya puram	Tirunelveli	Vertical Shaft Brick Kiln (VSBK)	19.04.2010	227.28	122.73	22.72	29.55	52.27
2	Engineering, Ranipet	Vellore	Heavy Engg. Fabrication	04.03.2011	927.08	616.39	97.21	109.35	104.13
3	Printing, Sivakasi	Virudhunagar	5 colour offset printing Machine	03.02.2011 (13/3/14)* * revised	1314.75	767.81	90.66	180.28	276.00
4	Rice Mill, Keelapavoor	Tirunelveli	Solvent Extraction Plant Testing/training centre	04.04.2011	690.58	466.03	69.05	145.50	10.00

ANNEXURE - XVI

Rs. Lakhs

MSME-DI CHENNAI STATUS OF CLUSTERS UNDER MSE-CDP IN TAMIL NADU AND PUDUCHERRY

5	Engg.(Auto Components) Hosur	Krishnagiri	Decoiling, testing cum calibration and training centre	13.04.2011	690.94	439.89	70.75	105.30	75.00
6	Printing, Krishnagiri	Krishnagiri	4 colour offset printing machine	28.08.2012	1172.52	964.14	100.00	108.38	0.00
7	Rice Mill, Alangulam	Tirunelveli	Color sorter/ Silo Storage	21.01.2013	787.00	550.25	78.91	83.75	74.09
8	Sago & Starch Phase II, Salem	Salem	Conveyor/ Networking	15.05.13	247.17	221.64	0.00	25.53	0.00
9	Steel Product Fabrication, Salem.	Salem	Heavy Stainless Steel fabrication	03.05.13	1632.74	1277.71	100.00	255.03	0.00
10	Rice Mill, Thanjavur	Thanjavur	Parboiling/Color Sorter/ Pre cleaning / testing facility	10.09.13	212.06	100.23	40.43	21.40	50.00

ANNEXURE - XVI

Rs. Lakhs

MSME-DI CHENNAI STATUS OF CLUSTERS UNDER MSE-CDP IN TAMIL NADU AND PUDUCHERRY

11	Plastic(Woven Sack) Kancheepuram	Kancheepuram	Extruder/ Lamination Plant	01.10.13	1485.12	1026.96	100.00	258.16	100.00
12	Refractory, Virudhachalam	Cuddalore	Kiln, Processing section, Tool Room Testing centre and R & D	13.03.2014	896.46	571.44	89.85	135.17	100.00
13	Engineering, Paramakudi	Sivaganga	Structural Fabrication Centre, R&D Cum Testing and Training Centre	24.03.14	498.89	373.80	23.34	53.75	48.00
14	Gate & Grills, Thirumullaivoyal	Thiruvallur	Steel Rolling facility	14.03.2014	284.87	197.93	29.69	57.25	0.00
15	Readymade Garment Cluster (Women), Dhalavaipuram	Virudhunagar	Computerized Embroidery and Stitching/ Training facility	31.3.2014	104.24	74.28	9.36	20.60	0.00
16	Gold Jewellery, Madurai	Madurai	Common melting facility, common pressing & die Casting facility. Gold check facility	13.3.2014	356.46	255.80	29.14	39.92	31.60
17	Power and Auto Loom, Salem	Salem	Warping, dyeing, looming facility, ETP	14.03.2014	1333.96	886.45	98.78	162.18	186.55
18	Safety Match O.Mettupatty	Virudhunagar	Common Dipping Plant	28.3.2014	346.89	204.64	36.00	42.50	63.75
19	Stainless Steel, Kumbakonam	Thanjavur	Hydraulic Deep Draw/Power Press facility	31.3.2014	126.30	98.83	7.90	19.57	0.00
20	Coir, Erode	Erode	Processing Centre for PVC/Latex coated Tufted Mat Bleaching & Stenciling Facility	23.12.2014	592.51	404.44	48.65	60.00	79.42
TOTAL-2					13927.82	9621.39	1142.44	1913.17	1250.81

ANNEXURE - XVI

Rs. Lakhs

MSME-DI CHENNAI
STATUS OF CLUSTERS UNDER MSE-CDP IN TAMIL NADU AND PUDUCHERRY

3. PENDING FOR HARD INTERVENTION APPROVAL (CFC) FROM GOI (4 Nos.)

Rs. In Lakhs									
Sl. No.	Name of Cluster	Distt.	Product/CFC	Sanctioned Date	Total Cost	GoI	GoTN	SPV	Bank
1	Engineering, Ambattur	Thiruvallur	Common Processing Centre. Testing Centre, Tool Room	15.05.2013	1124.42	805.33	54.44	114.65	150.00
2	Rice Mill, Kangayam	Tiruppur	Silo storage, Testing centre, Weigh Bridge	24.08.2012	750.53	525.37	75.05	95.11	55.00
3	Gold Jewellery Trichy	Trichy	Common melting facility, common pressing & die Casting facility. Gold check facility		365.80	292.84	36.58	36.58	
4	Lime, Tirunelveli	Tirunelveli	Lime products		788.45	630.73	78.85	78.87	0.00
TOTAL-3					3029.20	2254.27	244.92	325.21	205.00

ANNEXURE - XVI

Rs. Lakhs

MSME-DI CHENNAI STATUS OF CLUSTERS UNDER MSE-CDP IN TAMIL NADU AND PUDUCHERRY

4. PENDING FOR SOFT INTERVENTION FROM GOI - (4 Nos.)

Sl.No.	Name of Cluster	Distt.	CFC	Date of Approval	Total Cost	GoI	GoTN	SPV	Bank
1	Tribal Cluster (Food Products) Jawadhi Hills	Tiruvannamalai	Tribal products/ Forest Produce processing/testing centre		20.65	15.42	0.00	5.23	0.00
2	Silk Weaving Salem	Salem	Silk weaving Dyeing/Warping		25.00	19.25	3.17	2.58	0.00
3	Sweater Cluster Coonoor	Nilgiris	Sweaters/ Shawls Knitting/ Embroidary machine		22.30	16.79	0.00	5.51	0.00
4	Lorry Body Building, Namakkal	Namakkal	Shearing, Pressing, Drawing and rolling machine		24.60	22.07	0.00	2.53	0.00
	TOTAL 4				92.55	73.53	3.17	15.85	0.00

5. PROJECTS UNDER REVISION FOR HARD INTERVENTION (CFC) - (13 No.)

Sl.No.	Name of Cluster	Distt.	CFC	Date of Approval	Total Cost	GoI	GoTN	SPV	Bank
1	Corrugated Box,Thiruvallur	Tiruvallur	Manufacturing kraft paper out of waste		1884.35	1050.00	100.00	534.35	200.00
2	Safety Match Cluster Sattur (Ph.II)	Virudunagar	Dipping Plant		135.76	105.09	0.00	13.87	16.80
3	Rice Mill Tiruchendur	Tuticorin	Parboiling/Color Sorter/ Pre cleaning / testing facility		1070.00	711.60	100.00	123.40	135.00
4	Lorry Body Building, Namakkal	Namakkal	Shearing, Pressing, Drawing and rolling machine		1473.61	1107.29	98.53	232.79	35.00
5	Safety Match Cluster Sivakasi	Virudunagar	Dipping Plant		293.73	177.80	29.38	36.59	50.00
6	Cement Pipes, Chinnadhara	Karur	Cement products		722.52	486.46	55.85	85.75	94.46
7	Printing Cluster, Salem	Salem	Colour Printing		1450.00	1250.00	0.00	200.00	0.00

ANNEXURE - XVI

Rs. Lakhs

MSME-DI CHENNAI STATUS OF CLUSTERS UNDER MSE-CDP IN TAMIL NADU AND PUDUCHERRY

8	Readymade Garment, Virudunagar	Virudunagar	Computerized Embroidery and Stitching/ Training facility		1363.70	991.37	99.00	137.91	135.42
9	Power Loom, Rasipuram, Namakkal	Namakkal	Power loom		550.54	371.86	45.51	59.12	74.05
10	Cashew,Kanyakumari	Kanyakumari	Cashew products		1486.95	1277.16	61.09	148.69	0.00
11	Leather,Ranipet	Vellore	Leather Products		2183.17	1500.00	0.00	683.17	0.00
12	Engineering, Perungudi	Kancheepuram	Heavy Fabrication		77.00	59.60	7.45	5.50	4.45
13	Plastic Madurai	Madurai	Plastic Products		524.42	342.96	33.11	73.35	75.00
	TOTAL-5				13215.75	9431.19	629.92	2334.49	820.18

6. PROJECTS PENDING AT DSR STAGE - (2 No.)

Sl.No.	Name of Cluster			Date of Approval	Total Cost	GoI	GoTN	SPV	Bank
1	Aluminium Casting Cluster	Tiruvallur	Aluminium casting		1640.00	1350.00	0.00	260.00	30.00
2	Coir, Polachi	Coimbatore	Coir products		1067.89	736.93	100.00	110.96	120.00
	TOTAL-6				2707.89	2086.93	100.00	370.96	150.00